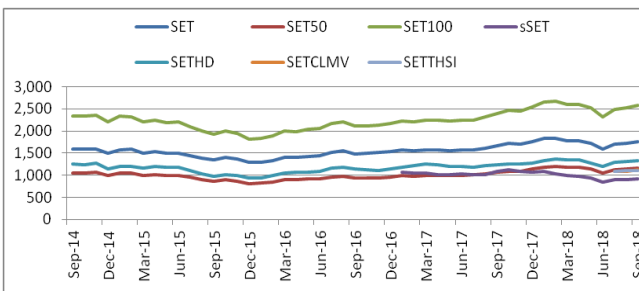


SET Index Highlight

October 2018

SET Index Series Performance

Index Name	Index Close	1M (%)	3M (%)	6M (%)	YTD (%)	1Y (%)	2Y (%)	3Y (%)	5Y (%)	10Y (%)	Mkt Cap (THB Mil.)	MoM (%)	Div Yield (%)
SET	1,669.09	-4.97	-1.92	-6.24	-4.83	-3.04	11.59	23.73	15.68	179.80	17,036,287	-4.18	2.99
SET50	1,102.49	-4.86	-2.22	-6.33	-2.88	0.71	17.70	26.91	11.69	164.24	11,587,967	-4.86	2.97
SET100	2,443.28	-5.24	-2.10	-6.26	-3.92	-1.02	15.71	26.32	12.45	177.22	13,057,903	-5.29	2.99
sSET	860.96	-7.09	-4.53	-11.78	-19.82	-23.96	N/A	N/A	N/A	N/A	736,119	-7.08	3.63
SETHD	1,258.77	-5.13	-2.87	-6.27	-0.79	0.70	11.89	29.31	8.33	N/A	5,524,719	-4.85	4.64
SETCLMV	1,062.52	4.48	-1.53	N/A	N/A	N/A	N/A	N/A	N/A	N/A	4,210,822	-1.66	3.20
SETTHSI	1,055.07	1.06	-2.46	N/A	N/A	N/A	N/A	N/A	N/A	N/A	9,043,747	-1.29	3.45
SET TRI	10,409.99	-4.82	-0.99	-4.89	-2.10	-0.09	18.65	36.07	35.61	305.11			
SET50 TRI	10,402.47	-4.66	-1.26	-5.16	-0.15	3.64	25.11	39.58	31.06	276.68			
SET100 TRI	4,027.76	-5.06	-1.13	-5.03	-1.21	1.90	22.93	38.80	31.73	288.84			
sSET TRI	914.97	-7.05	-3.81	-10.19	N/A	N/A	N/A	N/A	N/A	N/A			
SETHD TRI	1,733.40	-4.74	-1.22	-4.20	3.43	4.98	21.67	46.67	32.83	N/A			
SETCLMV TRI	1,074.73	-6.13	-0.44	N/A	N/A	N/A	N/A	N/A	N/A	N/A			
SETTHSI TRI	1,067.74	-5.01	-1.37	N/A	N/A	N/A	N/A	N/A	N/A	N/A			



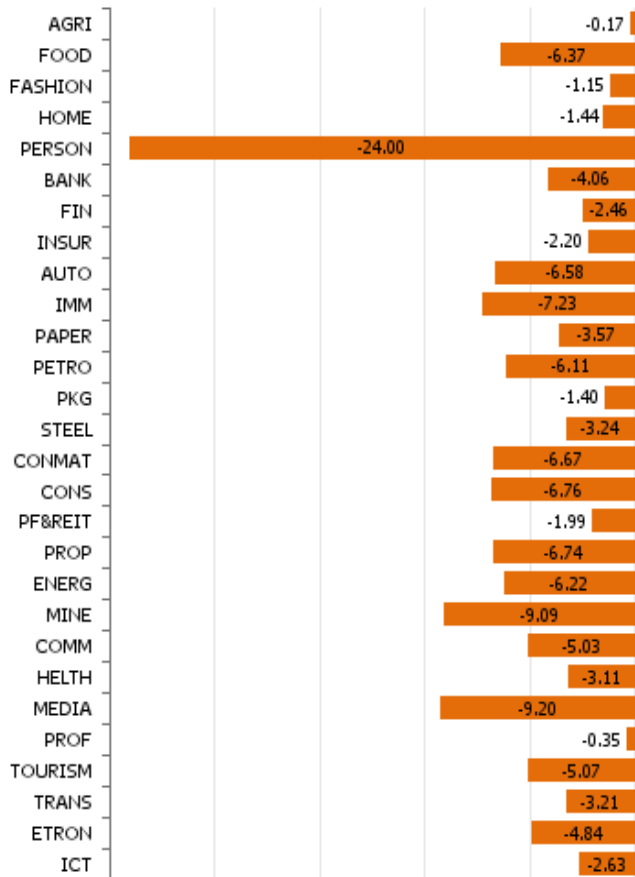
SET Index Characteristics

	SET50	SET100	sSET	SETHD	SET CLMV	SET THSI
Total	11587967	13057903	736119	5524719	4210822	9043747
Average	231,759	130,579	6,457	184,157	135,833	200,972
Largest*	1,456,713	1,456,713	16,841	1,456,713	1,456,713	1,456,713
Smallest*	30,062	11,056	2,420	13,798	4,666	4,6374
Median*	123,866	52,646	5,324	62,255	45,250	89,818
P/E	15.43	15.53	23.92	10.91	12.75	13.82
P/BV	2.11	2.07	1.37	1.55	1.82	1.86
Dividend Yield	2.97	2.99	3.63	4.64	3.20	3.45

*Exclude possible delisting companies

Sector Index Performance

Sector Index Performance MoM (%)



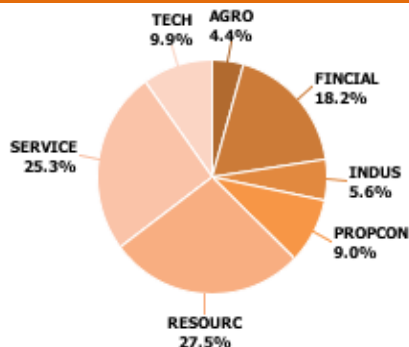
Industry Group/Sector	Index Close	Mkt Cap (THB Bil.)	Mkt Cap MoM (%)	Div Yield (%)
AGRO	404.82	1,018.70	2.10	2.42
AGRI	217.51	72.16	-0.17	1.90
FOOD	11,467.17	946.54	2.28	2.46
CONSUMP	114.91	111.96	-7.00	3.14
FASHION	736.55	68.53	-1.14	2.95
HOME	30.84	20.19	-1.44	3.95
PERSON	276.74	23.24	-24.00	3.06
FINCIAL	197.94	2,840.15	-3.60	2.90
BANK	536.11	2,262.65	-3.90	3.09
FIN	3,804.90	430.34	-2.46	1.76
INSUR	12,357.96	147.16	-2.20	3.39
INDUS	140.40	991.50	-4.94	3.71
AUTO	516.00	83.32	-6.55	3.79
IMM	52.88	21.85	-7.22	4.62
PAPER	3,038.18	7.02	-3.57	2.31
PETRO	1,364.93	753.89	-6.11	3.71
PKG	3,648.83	63.29	13.10	3.66
STEEL	35.84	62.14	-3.23	3.44
PROPCON	137.91	2,496.02	-6.31	3.46
CONMAT	10,711.25	791.38	-6.66	3.98
CONS	98.46	167.21	-6.76	1.55
PF&REIT	205.49	379.71	-1.99	3.73
PROP	310.31	1,157.73	-7.34	3.29
RESOURC	224.25	3,863.21	-6.22	3.69
ENERG	25,568.49	3,860.27	-6.22	3.68
MINE	10.80	2.94	-9.09	11.54
SERVICE	495.10	4,100.83	-2.93	1.75
COMM	40,000.22	1,525.08	-5.01	1.85
HELTH	5,824.54	807.86	-2.00	1.47
MEDIA	50.93	211.25	-9.18	1.74
PROF	169.88	7.14	-0.35	1.71
TOURISM	662.24	122.44	-5.07	1.61
TRANS	362.02	1,427.06	0.09	1.81
TECH	171.74	1,619.77	-1.30	3.67
ETRON	1,750.16	198.19	-1.46	3.26
ICT	162.13	1,421.58	-1.28	3.73

SET Index Highlight

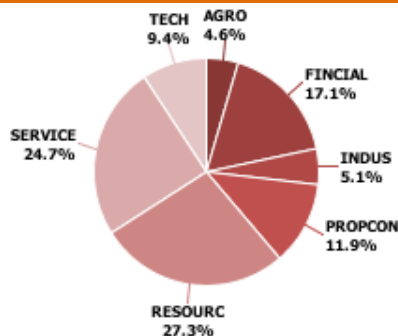
October 2018

Information	SET50 Index	SET100 Index	sSET Index	SETHD Index	SETCLMV Index	SETTHSI Index
Launch Date	17 June 1996	3 May 2005	4 January 2017	4 July 2011	2 Jul 2018	2 Jul 2018
Base Date	16 August 1995	30 April 2005	30 December 2016	30 June 2011	29 June 2018	29 June 2018
Base Value	1,000 Points	1,000 Points	1,000 Points	1,000 Points	1,000 Points	1,000 Points
Constituents	50	100	Not Fixed	30	Not Fixed	Not Fixed
Dissemination	Real-time	Real-time	Real-time	Real-time	Real-time	Real-time
Review	Semi-annually (Jun / Dec)	Semi-annually (Jun / Dec)	Semi-annually (Jun / Dec)	Semi-annually (Jun / Dec)	Semi-annually (Jun / Dec)	Semi-annually (Jun / Dec)
Total Return Index	2 January 2002	3 May 2005	4 January 2017	4 July 2011	2 July 2018	2 July 2018

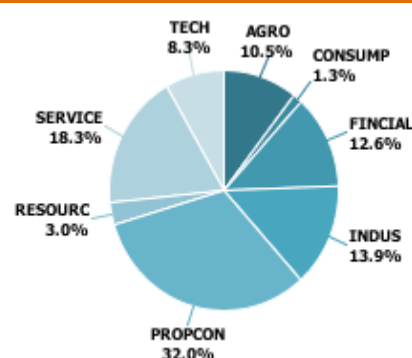
SET50 Index Industry Breakdown



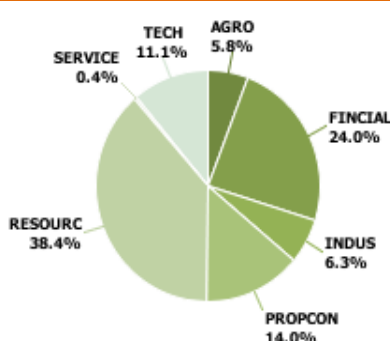
SET100 Index Industry Breakdown



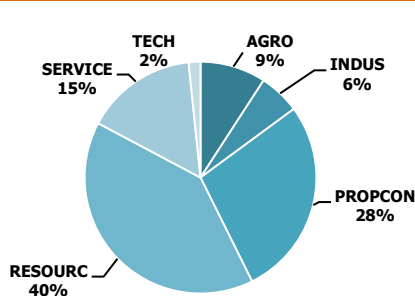
sSET Index Industry Breakdown



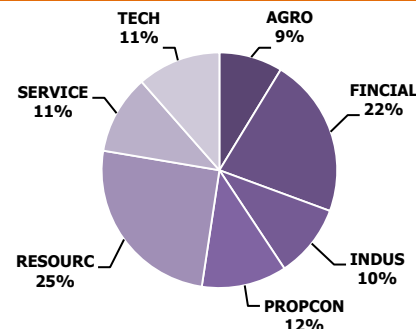
SETHD Index Industry Breakdown



SETCLMV Index Industry Breakdown



SETTHSI Index Industry Breakdown



ETF & Futures Linked to SET Index Family

Product ETF	Index/Symbol	1M Total Trading (THB Mil.)	Fund Size (THB Mil.)	Last Price (THB)	Chg YTD(%)
SET50	ESET50	0.27557	18.43026702	5.59	-8.059210526
	TDEX	232.9464949	2929.458043	10.87	-3.033006244
SET100	TH100	0.09296079	4.88095417	4.78	-8.952380952
	BSET100	101.23173263	913.620929	10.75	-1.736745887
SETHD	1DIV	30.21242864	81.0242572	11.78	-6.284805091
Banking Sector	EBANK	0.32556038	92.32232489	5.77	-7.532051282
Commerce Sector	ECOMM	0.051317	31.92494181	7.91	-12.01334816
Energy Sector	ENGY	0.272259	96.52148384	6.37	4.255319149
	ENY	0.55636	99.51736134	7.47	4.038997214
Food and Beverage	EFOOD	0.05821235	16.60986428	5.46	-19.58762887
ICT Sector	EICT	0.003737	14.06858225	4.54	-9.561752988
Futures		(Contracts)	Settlement Price		Chg(%)
S50	S50Z18	3576621	1099.1		-2.334343372

For more information visit:

www.set.or.th/set50
www.set.or.th/SETHD
www.set.or.th/sSET



or contact us:

IndexTeam@set.or.th
 +662 009 9574-5

Sales-Information Services
Infoproducts@set.or.th
 +662 009 9621

- SET Index is a composite index. It is a market capitalization-weighted index which represents the price movement for securities trading on the Stock Exchange of Thailand.
- The SET50/100 Index reflects the large-market capitalization index of the Stock Exchange of Thailand, providing a benchmark of investments in the SET. Both indices are calculated based on the stock prices of the top 50 and 100 listed companies on the SET respectively, taking into consideration free float, liquidity and their market capitalization.
- The SET High Dividend 30 Index (SETHD) reflects price movements of stocks that have large market capitalization, are consistently traded with high liquidity, and especially have constantly paid high dividend yields.
- sSET Index reflects the price movement of common stocks apart from constituents in the SET50 Index and SET100 Index, that have constant liquidity and comply with requirements regarding the distribution of shares to minor shareholders.
- SETCLMV Index reflects the price of Thai-stocks that generate revenue from Cambodia, Laos, Myanmar, and Vietnam or CLMV countries
- SETTHSI Index reflects the price of the sustainable companies that pass the market capital size and liquidity criteria.

SET Index Highlight

October 2018



Security Symbol	ISIN CODE	Company Name	SET Classification		Weighting *
			Industry Group	Sector	
PTT	TH0646010Z00	PTT PUBLIC COMPANY LIMITED	RESOURC	Energy & Utilities	12.41%
AOT	TH0765010Z08	AIRPORTS OF THAILAND PUBLIC COMPANY LIMITED	SERVICE	Transportation & Logistics	8.15%
CPALL	TH0737010Y08	CP ALL PUBLIC COMPANY LIMITED	SERVICE	Commerce	5.98%
PTTEP	TH0355A10Z04	PTT EXPLORATION AND PRODUCTION PUBLIC COMPANY LIMITED	RESOURC	Energy & Utilities	5.05%
ADVANC	TH0268010Z03	ADVANCED INFO SERVICE PUBLIC COMPANY LIMITED	TECH	Information & Communication Technology	4.98%
SCC	TH0003010Z04	THE SIAM CEMENT PUBLIC COMPANY LIMITED	PROPCON	Construction Materials	4.50%
KBANK	TH0016010009	KASIKORNBANK PUBLIC COMPANY LIMITED	FINCIAL	Banking	4.20%
SCB	TH0015010000	THE SIAM COMMERCIAL BANK PUBLIC COMPANY LIMITED	FINCIAL	Banking	3.64%
BDMS	TH0264A10Z04	BANGKOK DUSIT MEDICAL SERVICES PUBLIC COMPANY LIMITED	SERVICE	Health Care Services	3.52%
BBL	TH0001010006	BANGKOK BANK PUBLIC COMPANY LIMITED	FINCIAL	Banking	3.38%
PTTGC	TH1074010006	PTT GLOBAL CHEMICAL PUBLIC COMPANY LIMITED	INDUS	Petrochemicals & Chemicals	2.98%
CPN	TH0481B10Z00	CENTRAL PATTANA PUBLIC COMPANY LIMITED	PROPCON	Property Development	2.83%
IVL	TH1027010004	INDORAMA VENTURES PUBLIC COMPANY LIMITED	INDUS	Petrochemicals & Chemicals	2.75%
KTB	TH0150010Z03	KRUNG THAI BANK PUBLIC COMPANY LIMITED	FINCIAL	Banking	2.11%
CPF	TH0101A10Z01	CHAROEN POKPHAND FOODS PUBLIC COMPANY LIMITED	AGRO	Food & Beverage	1.89%
BJC	TH0002010Z06	BERLI JUCKER PUBLIC COMPANY LIMITED	SERVICE	Commerce	1.83%
TRUE	TH0375010Z06	TRUE CORPORATION PUBLIC COMPANY LIMITED	TECH	Information & Communication Technology	1.60%
HMPRO	TH0661010007	HOME PRODUCT CENTER PUBLIC COMPANY LIMITED	SERVICE	Commerce	1.59%
INTUCH	TH0201A10Y01	INTOUCH HOLDINGS PUBLIC COMPANY LIMITED	TECH	Information & Communication Technology	1.55%
TOP	TH0796010005	THAI OIL PUBLIC COMPANY LIMITED	RESOURC	Energy & Utilities	1.44%
MINT	TH0128B10Z09	MINOR INTERNATIONAL PUBLIC COMPANY LIMITED	AGRO	Food & Beverage	1.36%
GLOW	TH0834010009	GLOW ENERGY PUBLIC COMPANY LIMITED	RESOURC	Energy & Utilities	1.25%
LH	TH0143010Z08	LAND AND HOUSES PUBLIC COMPANY LIMITED	PROPCON	Property Development	1.22%
EA	TH3545010003	ENERGY ABSOLUTE PUBLIC COMPANY LIMITED	RESOURC	Energy & Utilities	1.11%
BH	TH0168A10Z01	BUMRUNGRAD HOSPITAL PUBLIC COMPANY LIMITED	SERVICE	Health Care Services	1.10%
IRPC	TH0471010Y04	IRPC PUBLIC COMPANY LIMITED	RESOURC	Energy & Utilities	1.07%
EGCO	TH0465010005	ELECTRICITY GENERATING PUBLIC COMPANY LIMITED	RESOURC	Energy & Utilities	1.07%
BEM	TH6999010007	BANGKOK EXPRESSWAY AND METRO PUBLIC COMPANY LIMITED	SERVICE	Transportation & Logistics	1.03%
BTS	TH0221B10Z05	BTS GROUP HOLDINGS PUBLIC COMPANY LIMITED	SERVICE	Transportation & Logistics	0.94%
GPSC	TH6488010005	GLOBAL POWER SYNERGY PUBLIC COMPANY LIMITED	RESOURC	Energy & Utilities	0.94%
TMB	TH0068010Z07	TMB BANK PUBLIC COMPANY LIMITED	FINCIAL	Banking	0.91%
BANPU	TH0148A10Z06	BANPU PUBLIC COMPANY LIMITED	RESOURC	Energy & Utilities	0.91%
KTC	TH0689010Z00	KRUNGTHAI CARD PUBLIC COMPANY LIMITED	FINCIAL	Finance & Securities	0.82%
DTAC	TH0554010Z06	TOTAL ACCESS COMMUNICATION PUBLIC COMPANY LIMITED	TECH	Information & Communication Technology	0.79%
TOA	TH8193010007	TOA PAINT (THAILAND) PUBLIC COMPANY LIMITED	PROPCON	Construction Materials	0.70%
TU	TH0450010Y08	THAI UNION GROUP PUBLIC COMPANY LIMITED	AGRO	Food & Beverage	0.68%
RATCH	TH0637010008	RATCHABURI ELECTRICITY GENERATING HOLDING PUBLIC CO.,LTD.	RESOURC	Energy & Utilities	0.67%
DELTA	TH0528010Z00	DELTA ELECTRONICS (THAILAND) PUBLIC COMPANY LIMITED	TECH	Electronic Components	0.66%
BPP	TH7462010003	BANPU POWER PUBLIC COMPANY LIMITED	RESOURC	Energy & Utilities	0.64%
MTC	TH6068010Y02	MUANGTHAI CAPITAL PUBLIC COMPANY LIMITED	FINCIAL	Finance & Securities	0.63%
TISCO	TH0999010Z03	TISCO FINANCIAL GROUP PUBLIC COMPANY LIMITED	FINCIAL	Banking	0.61%
GLOBAL	TH0991010008	SIAM GLOBAL HOUSE PUBLIC COMPANY LIMITED	SERVICE	Commerce	0.60%
ROBINS	TH0279010Y01	ROBINSON PUBLIC COMPANY LIMITED	SERVICE	Commerce	0.56%
BGRIM	TH7545010004	B.GRIMM POWER PUBLIC COMPANY LIMITED	RESOURC	Energy & Utilities	0.54%
CENDEL	TH0176B10Z00	CENTRAL PLAZA HOTEL PUBLIC COMPANY LIMITED	SERVICE	Tourism & Leisure	0.53%
KKP	TH0121010001	KIATNAKIN BANK PUBLIC COMPANY LIMITED	FINCIAL	Banking	0.52%
TCAP	TH0083B10Z02	THANACHART CAPITAL PUBLIC COMPANY LIMITED	FINCIAL	Banking	0.51%
SPRC	TH6838010002	STAR PETROLEUM REFINING PUBLIC COMPANY LIMITED	RESOURC	Energy & Utilities	0.51%
CBG	TH6066010005	CARABAO GROUP PUBLIC COMPANY LIMITED	AGRO	Food & Beverage	0.43%
BEAUTY	TH4100010Z04	BEAUTY COMMUNITY PUBLIC COMPANY LIMITED	SERVICE	Commerce	0.33%

*Constituents weight as of Jun 2018

Total 100.00 %

For more information, please contact Index team: +66(0)20099573-75 or e-mail: IndexTeam@set.or.th

Disclaimer: The Stock Exchange of Thailand (SET) issues this document for providing general information only. While thorough care has been taken in preparing and updating the data to ensure complete, accurate, and reliable information, SET cannot guarantee the validity of the information found here. SET thus cannot be held responsible, obligated, or liable for any kind of inaccuracies, delays, interruptions, errors, or omissions.