

SET Index Highlight

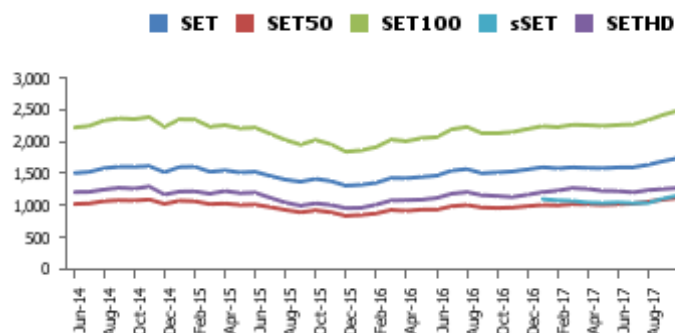
June 2018



SET Index Series Performance

Index Name	Index Close	1M (%)	3M (%)	6M (%)	YTD (%)	1Y (%)	2Y (%)	5Y (%)	Mkt Cap (THB Mil.)	MoM (%)	Div Yield (%)
SET	1,595.58	-7.61	-10.17	-9.02	-9.02	1.32	10.42	9.90	16,107,392	-7.53	3.16
SET50	1,051.63	-7.33	-10.25	-7.36	-7.36	5.76	15.49	6.98	10,798,763	-7.31	3.15
SET100	2,320.82	-8.01	-10.46	-8.74	-8.74	3.54	13.17	7.09	11,935,211	-8.00	3.14
sSET	842.86	-10.17	-15.63	-21.50	-21.50	-17.55	N/A	N/A	606,881	-8.97	3.79
SETHD	1,199.78	-6.42	-11.16	-5.44	-5.44	-0.21	9.77	2.23	5,137,926	-6.76	4.57
SET TRI	9,854.10	-7.58	-9.25	-7.33	-7.33	4.40	17.49	29.13			
SET50 TRI	9,822.03	-7.32	-9.40	-5.73	-5.73	8.91	22.89	25.70			
SET100 TRI	3,786.73	-8.00	-9.58	-7.12	-7.12	6.59	20.30	25.58			
sSET TRI	889.08	-10.17	-14.46	-19.59	N/A	N/A	N/A	N/A			
SETHD TRI	1,623.38	-6.42	-9.79	-3.14	-3.14	3.53	18.96	24.80			

SET Index Characteristics

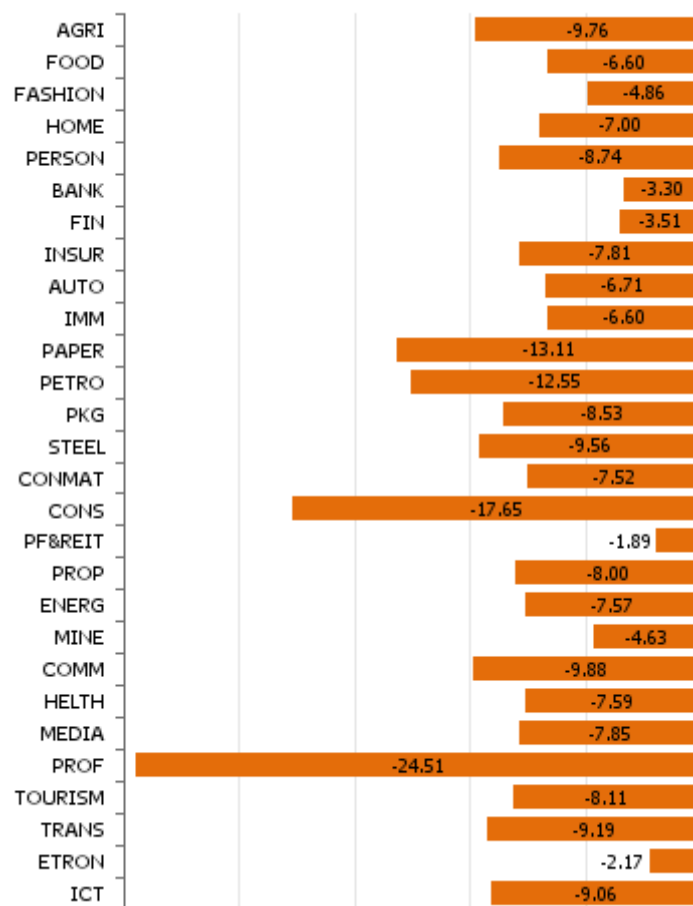


	SET50	SET100	sSET	SETHD
Total	10,798,763	11,935,211	606,881	5,137,926
Average	215,975	119,352	5,371	171,264
Largest*	1,371,024	1,371,024	16,841	1,371,024
Smallest*	33,859	6,171	1,874	7,673
Median*	118,224	41,033	4,537	62,311
P/E	15.01	15.3	20.83	10.84
P/BV	1.99	1.94	1.28	1.5
Dividend Yield	3.15	3.14	3.79	4.57

*Exclude possible delisting companies

Sector Index Performance

Sector Index Performance MoM (%)



Industry Group/Sector	Index Close	Mkt Cap (THB Bil.)	Mkt Cap MoM (%)	Div Yield (%)
AGRO	390.56	905.43	-6.81	2.77
AGRI	176.49	58.55	-9.76	2.34
FOOD	11,208.29	846.88	-6.60	2.80
CONSUMP	122.09	118.93	-6.30	2.94
FASHION	695.00	64.65	-4.77	3.13
HOME	31.07	20.33	-6.93	3.74
PERSON	404.22	33.95	-8.74	2.09
FINCIAL	181.08	2,593.88	-3.32	3.18
BANK	495.83	2,091.09	-3.30	3.34
FIN	3,186.61	359.41	-3.51	2.11
INSUR	12,193.52	143.39	-3.10	3.47
INDUS	138.05	962.73	-10.52	3.82
AUTO	544.79	88.08	-6.71	3.60
IMM	54.03	22.33	-6.54	4.52
PAPER	2,981.92	6.89	-13.11	2.36
PETRO	1,329.29	730.70	-11.33	3.83
PKG	3,630.08	54.14	-8.45	4.28
STEEL	35.00	60.59	-8.97	3.54
PROPCON	132.32	2,382.54	-7.60	3.65
CONMAT	10,559.90	766.66	-7.49	4.13
CONS	86.38	146.27	-17.28	1.77
PF&REIT	193.20	357.01	-1.89	3.96
PROP	297.71	1,112.60	-7.98	3.46
RESOURC	211.66	3,646.31	-7.69	3.91
ENERG	24,126.49	3,642.56	-7.69	3.90
MINE	13.79	3.75	-4.60	9.04
SERVICE	491.27	3,992.62	-9.03	1.80
COMM	40,859.14	1,552.49	-9.87	1.82
HELTH	5,601.18	765.61	-7.36	1.55
MEDIA	52.84	207.94	-7.86	1.76
PROF	144.27	4.32	-24.51	2.83
TOURISM	658.82	121.80	-8.11	1.62
TRANS	351.65	1,340.46	-9.19	1.93
TECH	155.19	1,466.56	-8.21	4.06
ETRON	1,492.36	169.00	-2.17	3.82
ICT	147.65	1,297.56	-8.94	4.09

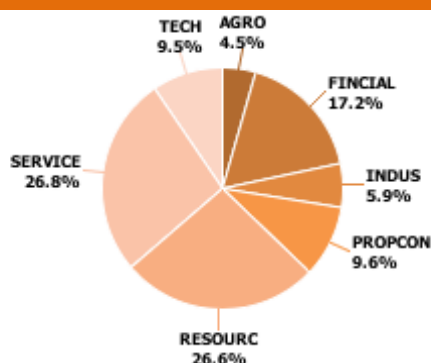
SET Index Highlight

June 2018

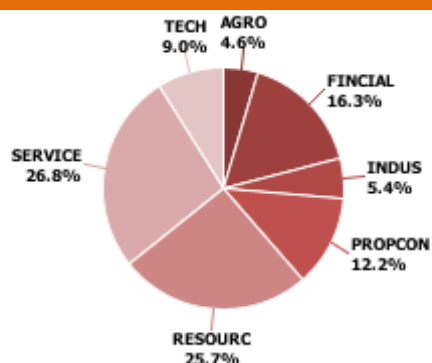


Information	SET50 Index		SET100 Index		sSET Index	SETHD Index
Launch Date	17 June 1996		3 May 2005		4 January 2017	4 July 2011
Base Date	16 August 1995		30 April 2005		30 December 2016	30 June 2011
Base Value	1,000 Points		1,000 Points		1,000 Points	1,000 Points
Constituents	50		100		Not Fixed	30
Dissemination	Real-time (every 15 seconds)		Real-time (every 15 seconds)		Real-time (every 15 seconds)	Real-time (every 15 seconds)
Review	Semi-annually (Jun / Dec)		Semi-annually (Jun / Dec)		Semi-annually (Jun / Dec)	Semi-annually (Jun / Dec)
Total Return Index	2 January 2002		3 May 2005		4 January 2017	4 July 2011
Vendor Code	Price Return	Total Return	Price Return	Total Return		
Bloomberg	SET50	THSE50	SET100	THSE100	{sSET index } <GO>	{SETHD index } <GO>
Thomson Reuters	.SET50	.SET50TRI	.SET100	.SET100TRI	.sSET	.SETHD

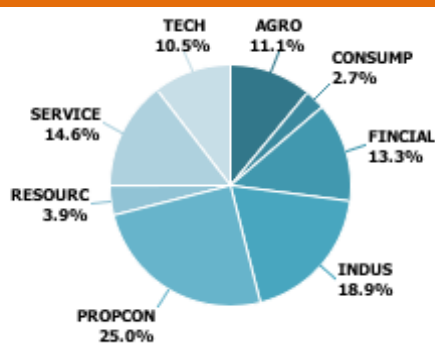
SET50 Index Industry Breakdown



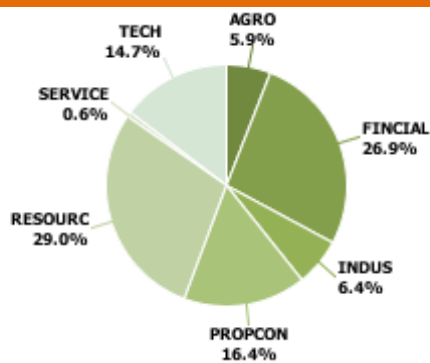
SET100 Index Industry Breakdown



sSET Index Industry Breakdown



SETHD Index Industry Breakdown



ETF & Futures Linked to SET Index Family

Product ETF	Index/Symbol	1M Total Trading (THB Mil.)	Fund Size (THB Mil.)	Last Price (THB)	Chg YTD(%)
SET50	ESET50	0.33	17.52	5.5	-9.54
	TDEX	145.82	2,752.59	10.38	-7.4
SET100	TH100	0.09	4.65	4.72	-10.1
SETHD	1DIV	2.52	56.87	12.69	0.95
Banking Sector	EBANK	0.76	85.15	5.35	-14.26
Commerce Sector	ECOMM	0.4	32.43	8.06	-10.34
Energy Sector	ENGY	0.33	90.77	6.1	-0.16
	ENY	0.14	93.99	7.25	0.97
Food and Beverage	EFOOD	0.65	16.08	5.35	-21.21
ICT Sector	EICT	0.45	13.08	4.39	-12.55
Futures		(Contracts)	Settlement Price		Chg(%)
S50	S50M18	2,892,383	1,062.46		-5.59

For more information visit:

www.set.or.th/set50
www.set.or.th/SETHD
www.set.or.th/sSET



or contact us:

IndexTeam@set.or.th
 +662 009 9574-5

Sales-Information Services
Infoproducts@set.or.th
 +662 009 9621

- SET Index is a composite index. It is a market capitalization-weighted index which represents the price movement for securities trading on the Stock Exchange of Thailand.
- The SET50/100 Index reflects the large-market capitalization index of the Stock Exchange of Thailand, providing a benchmark of investments in the SET. Both indices are calculated based on the stock prices of the top 50 and 100 listed companies on the SET respectively, taking into consideration free float, liquidity and their market capitalization.
- The sSET Index represents the price movement of common stocks apart from constituents in the SET50 Index and SET100 Index, that have constant liquidity and comply with requirements regarding the distribution of shares to minor shareholders.
- The SET High Dividend 30 Index (SETHD) reflects price movements of stocks that have large market capitalization, are consistently traded with high liquidity, and especially have constantly paid high dividend yields.

"SET Index", "SET50 Index", "SET100 Index", "sSET", "SETHD", and all indices (collectively called "SET Index series") are the registered trademarks and/or service mark solely owned by, and proprietary to the Stock Exchange of Thailand. SET Index Series can be used to create a range of index-linked products e.g., tracker funds, structured products, ETF, etc. Such product creation is subject to approval by SET and licensing fee. Please inquire our Information Services Department (Email: infoproducts@set.or.th) for more information.

SET50 Index Constituents & Weighting

June 2018



Security Symbol	ISIN CODE	Company Name	SET Classification		Weighting *	
			Industry Group	Sector		
PTT	TH0646010Z00	PTT PUBLIC COMPANY LIMITED	RESOURC	Energy & Utilities	10.80%	
AOT	TH0765010Z08	AIRPORTS OF THAILAND PUBLIC COMPANY LIMITED	SERVICE	Transportation & Logistics	8.35%	
CPALL	TH0737010Y08	CP ALL PUBLIC COMPANY LIMITED	SERVICE	Commerce	5.94%	
SCC	TH0003010Z04	THE SIAM CEMENT PUBLIC COMPANY LIMITED	PROPCON	Construction Materials	4.99%	
ADVANC	TH0268010Z03	ADVANCED INFO SERVICE PUBLIC COMPANY LIMITED	TECH	Information & Communication Technology	4.88%	
KBANK	TH0016010009	KASIKORNBANK PUBLIC COMPANY LIMITED	FINCIAL	Banking	4.77%	
SCB	TH0015010000	THE SIAM COMMERCIAL BANK PUBLIC COMPANY LIMITED	FINCIAL	Banking	4.38%	
PTTEP	TH0355A10Z04	PTT EXPLORATION AND PRODUCTION PUBLIC COMPANY LIMITED	RESOURC	Energy & Utilities	3.41%	
BBL	TH0001010006	BANGKOK BANK PUBLIC COMPANY LIMITED	FINCIAL	Banking	3.31%	
PTTGC	TH1074010006	PTT GLOBAL CHEMICAL PUBLIC COMPANY LIMITED	INDUS	Petrochemicals & Chemicals	3.29%	
CPN	TH0481B10Z00	CENTRAL PATTANA PUBLIC COMPANY LIMITED	PROPCON	Property Development	3.29%	
BDMS	TH0264A10Z04	BANGKOK DUSIT MEDICAL SERVICES PUBLIC COMPANY LIMITED	SERVICE	Health Care Services	2.78%	
IVL	TH1027010004	INDORAMA VENTURES PUBLIC COMPANY LIMITED	INDUS	Petrochemicals & Chemicals	2.40%	
KTB	TH0150010Z03	KRUNG THAI BANK PUBLIC COMPANY LIMITED	FINCIAL	Banking	2.31%	
BJC	TH0002010Z06	BERLI JUCKER PUBLIC COMPANY LIMITED	SERVICE	Commerce	2.27%	
TOP	TH0796010005	THAI OIL PUBLIC COMPANY LIMITED	RESOURC	Energy & Utilities	1.81%	
TRUE	TH0375010Z06	TRUE CORPORATION PUBLIC COMPANY LIMITED	TECH	Information & Communication Technology	1.78%	
CPF	TH0101A10Z01	CHAROEN POKPHAND FOODS PUBLIC COMPANY LIMITED	AGRO	Food & Beverage	1.78%	
MINT	TH0128B10Z09	MINOR INTERNATIONAL PUBLIC COMPANY LIMITED	AGRO	Food & Beverage	1.74%	
EA	TH3545010003	ENERGY ABSOLUTE PUBLIC COMPANY LIMITED	RESOURC	Energy & Utilities	1.68%	
INTUCH	TH0201A10Y01	INTOUCH HOLDINGS PUBLIC COMPANY LIMITED	TECH	Information & Communication Technology	1.55%	
HMPRO	TH0661010007	HOME PRODUCT CENTER PUBLIC COMPANY LIMITED	SERVICE	Commerce	1.45%	
IRPC	TH0471010Y04	IRPC PUBLIC COMPANY LIMITED	RESOURC	Energy & Utilities	1.24%	
BH	TH0168A10Z01	BUMRUNGRAD HOSPITAL PUBLIC COMPANY LIMITED	SERVICE	Health Care Services	1.18%	
TMB	TH0068010Z07	TMB BANK PUBLIC COMPANY LIMITED	FINCIAL	Banking	1.14%	
LH	TH0143010Z08	LAND AND HOUSES PUBLIC COMPANY LIMITED	PROPCON	Property Development	1.08%	
BEM	TH6999010007	BANGKOK EXPRESSWAY AND METRO PUBLIC COMPANY LIMITED	SERVICE	Transportation & Logistics	1.01%	
DTAC	TH0554010Z06	TOTAL ACCESS COMMUNICATION PUBLIC COMPANY LIMITED	TECH	Information & Communication Technology	1.00%	
EGCO	TH0465010005	ELECTRICITY GENERATING PUBLIC COMPANY LIMITED	RESOURC	Energy & Utilities	0.98%	
GPSC	TH6488010005	GLOBAL POWER SYNERGY PUBLIC COMPANY LIMITED	RESOURC	Energy & Utilities	0.93%	
BANPU	TH0148A10Z06	BANPU PUBLIC COMPANY LIMITED	RESOURC	Energy & Utilities	0.86%	
BTS	TH0221B10Z05	BTS GROUP HOLDINGS PUBLIC COMPANY LIMITED	SERVICE	Transportation & Logistics	0.85%	
TU	TH0450010Y08	THAI UNION GROUP PUBLIC COMPANY LIMITED	AGRO	Food & Beverage	0.82%	
MTC	TH6068010Y02	MUANGTHAI CAPITAL PUBLIC COMPANY LIMITED	FINCIAL	Finance & Securities	0.71%	
ROBINS	TH0279010Y01	ROBINSON PUBLIC COMPANY LIMITED	SERVICE	Commerce	0.70%	
CBG	TH6066010005	CARABAO GROUP PUBLIC COMPANY LIMITED	AGRO	Food & Beverage	0.69%	
CENDEL	TH0176B10Z00	CENTRAL PLAZA HOTEL PUBLIC COMPANY LIMITED	SERVICE	Tourism & Leisure	0.68%	
BPP	TH7462010003	BANPU POWER PUBLIC COMPANY LIMITED	RESOURC	Energy & Utilities	0.67%	
SPRC	TH6838010002	STAR PETROLEUM REFINING PUBLIC COMPANY LIMITED	RESOURC	Energy & Utilities	0.64%	
SAWAD	TH5456010Y00	SRISAWAD CORPORATION PUBLIC COMPANY LIMITED	FINCIAL	Finance & Securities	0.61%	
TISCO	TH0999010Z03	TISCO FINANCIAL GROUP PUBLIC COMPANY LIMITED	FINCIAL	Banking	0.61%	
TPIPP	TH7534010007	TPI POLENE POWER PUBLIC COMPANY LIMITED	RESOURC	Energy & Utilities	0.59%	
TCAP	TH0083A10Z03	THANACHART CAPITAL PUBLIC COMPANY LIMITED	FINCIAL	Banking	0.58%	
KKP	TH0121010001	KIATNAKIN BANK PUBLIC COMPANY LIMITED	FINCIAL	Banking	0.58%	
GLOBAL	TH0991010008	SIAM GLOBAL HOUSE PUBLIC COMPANY LIMITED	SERVICE	Commerce	0.56%	
BEAUTY	TH4100010Z04	BEAUTY COMMUNITY PUBLIC COMPANY LIMITED	SERVICE	Commerce	0.54%	
WHA	TH3871010Z01	WHA CORPORATION PUBLIC COMPANY LIMITED	PROPCON	Property Development	0.49%	
BCP	TH0420010Y01	BANGCHAK CORPORATION PUBLIC COMPANY LIMITED	RESOURC	Energy & Utilities	0.48%	
PSH	TH7595010003	PRUKSA HOLDING PUBLIC COMPANY LIMITED	PROPCON	Property Development	0.44%	
KCE	TH0122C10Z04	KCE ELECTRONICS PUBLIC COMPANY LIMITED	TECH	Electronic Components	0.42%	
*Constituents weight as of Dec 2017					Total	100.00%

For more information, please contact Index team: +66(0)20099573-75 or e-mail: IndexTeam@set.or.th

Disclaimer

The Stock Exchange of Thailand (SET) issues this document for providing general information only. While thorough care has been taken in preparing and updating the data to ensure complete, accurate, and reliable information, SET cannot guarantee the validity of the information found here. SET thus cannot be held responsible, obligated, or liable for any kind of inaccuracies, delays, interruptions, errors, or omissions.