

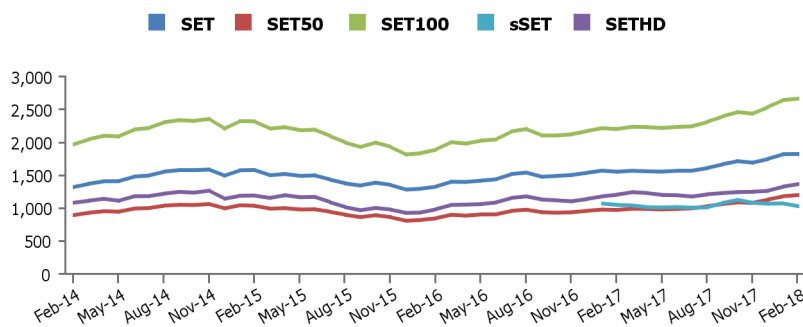
# SET Index Highlight

February 2018



## SET Index Series Performance

Index Name	Index Close	1M (%)	3M (%)	6M (%)	YTD (%)	1Y (%)	2Y (%)	5Y (%)	Mkt Cap (THB Mil.)	MoM (%)	Div Yield (%)
SET	1,830.13	0.18	7.82	13.24	4.36	17.35	37.36	18.72	18,380,298	0.27	2.72
SET50	1,205.57	1.64	11.02	16.56	6.20	23.21	41.66	18.89	12,369,627	1.71	2.72
SET100	2,672.01	0.82	9.42	15.22	5.07	21.02	41.01	17.61	13,733,012	0.89	2.68
sSET	1,034.82	-4.13	-4.79	1.70	-3.63	-1.93	N/A	N/A	741,792	-4.68	3.08
SETHD	1,372.38	3.01	9.32	12.79	8.17	13.42	38.84	5.78	5,917,216	3.55	4.05
SET TRI	11,122.00	0.39	8.16	13.94	4.59	21.07	46.40	39.44			
SET50 TRI	11,090.65	1.86	11.40	17.23	6.45	27.20	51.12	39.79			
SET100 TRI	4,293.27	1.03	9.77	15.87	5.31	24.85	50.25	37.94			
sSET TRI	1,067.30	-3.97	-4.58	2.10	N/A	N/A	N/A	N/A			
SETHD TRI	1,813.55	3.05	9.36	13.30	8.21	18.11	50.22	28.24			



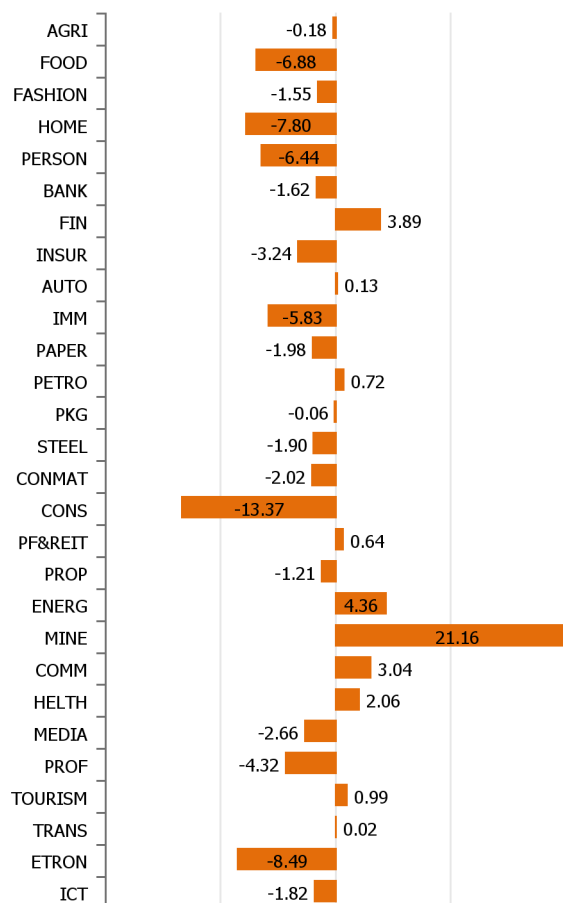
## SET Index Characteristics

	SET50	SET100	sSET	SETHD
Total	12,369,627	13,733,012	741,792	5,917,216
Average	247,393	137,330	6,565	197,241
Largest*	1,622,378	1,622,378	16,841	1,622,378
Smallest*	41,048	10,320	2,384	10,320
Median*	131,483	53,687	5,849	67,793
P/E	17.58	18.02	22.99	12.56
P/BV	2.34	2.3	1.6	1.77
Dividend Yield	2.72	2.68	3.08	4.05

\*Exclude possible delisting companies

## Sector Index Performance

### Sector Index Performance MoM (%)



Industry Group/Sector	Index Close	Mkt Cap (THB Bil.)	Mkt Cap MoM (%)	Div Yield (%)
<b>AGRO</b>	<b>456.72</b>	<b>1,058.81</b>	<b>-6.47</b>	<b>2.44</b>
AGRI	207.58	68.87	-0.18	2.80
FOOD	13,101.72	989.94	-6.88	2.41
<b>CONSUMP</b>	<b>144.57</b>	<b>136.93</b>	<b>-4.31</b>	<b>2.66</b>
FASHION	734.09	68.26	-1.55	3.05
HOME	35.21	22.95	-7.80	4.43
PERSON	591.15	45.72	-6.44	1.18
<b>FINCIAL</b>	<b>214.37</b>	<b>3,069.63</b>	<b>-0.98</b>	<b>2.82</b>
BANK	588.58	2,482.20	-1.62	2.96
FIN	3,792.05	426.62	3.89	1.85
INSUR	13,676.71	160.81	-3.19	3.28
<b>INDUS</b>	<b>163.47</b>	<b>1,114.29</b>	<b>1.06</b>	<b>3.38</b>
AUTO	582.59	93.74	0.13	2.72
IMM	65.54	27.08	-5.83	3.64
PAPER	2,785.00	6.44	-1.98	2.53
PETRO	1,592.97	850.85	1.78	3.36
PKG	4,173.47	61.99	-0.06	4.17
STEEL	42.92	74.20	-1.90	3.77
<b>PROPCON</b>	<b>148.24</b>	<b>2,665.94</b>	<b>-1.85</b>	<b>3.15</b>
CONMAT	12,418.08	901.92	-1.99	3.50
CONS	103.39	175.08	-13.36	2.04
PF&REIT	192.90	357.07	1.75	3.88
PROP	330.78	1,231.87	-0.89	2.84
<b>RESOURC</b>	<b>247.13</b>	<b>4,261.86</b>	<b>4.54</b>	<b>3.15</b>
ENERG	28,158.20	4,255.65	4.52	3.15
MINE	22.85	6.22	21.15	3.64
<b>SERVICE</b>	<b>547.02</b>	<b>4,442.04</b>	<b>1.43</b>	<b>1.56</b>
COMM	47,105.64	1,789.65	3.04	1.55
HEALTH	5,568.39	759.26	2.06	1.41
MEDIA	65.42	256.11	-2.69	1.50
PROF	196.07	5.88	-4.32	2.99
TOURISM	756.16	139.15	1.00	1.34
TRANS	391.26	1,492.00	0.02	1.68
<b>TECH</b>	<b>174.16</b>	<b>1,587.00</b>	<b>-2.62</b>	<b>3.66</b>
ETRON	1,659.61	187.94	-8.49	3.41
ICT	165.88	1,399.07	-1.77	3.70

# SET Index Highlight

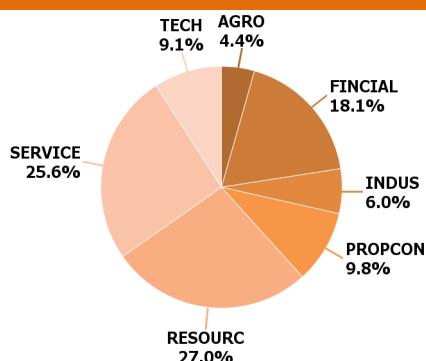
February 2018



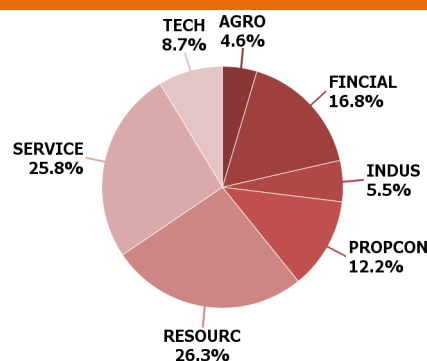
The Stock Exchange of Thailand

Information	SET50 Index		SET100 Index		sSET Index	SETHD Index
<b>Launch Date</b>	17 June 1996		3 May 2005		4 January 2017	4 July 2011
<b>Base Date</b>	16 August 1995		30 April 2005		30 December 2016	30 June 2011
<b>Base Value</b>	1,000 Points		1,000 Points		1,000 Points	1,000 Points
<b>Constituents</b>	50		100		Not Fixed	30
<b>Dissemination</b>	Real-time (every 15 seconds)		Real-time (every 15 seconds)		Real-time (every 15 seconds)	Real-time (every 15 seconds)
<b>Review</b>	Semi-annually (Jun / Dec)		Semi-annually (Jun / Dec)		Semi-annually (Jun / Dec)	Semi-annually (Jun / Dec)
<b>Total Return Index</b>	2 January 2002		3 May 2005		4 January 2017	4 July 2011
<b>Vendor Code</b>	<b>Price Return</b>	<b>Total Return</b>	<b>Price Return</b>	<b>Total Return</b>		
<b>Bloomberg</b>	SET50	THSE50	SET100	THSE100	{sSET index } <GO>	{SETHD index } <GO>
<b>Thomson Reuters</b>	.SET50	.SET50TRI	.SET100	.SET100TRI	.sSET	.SETHD

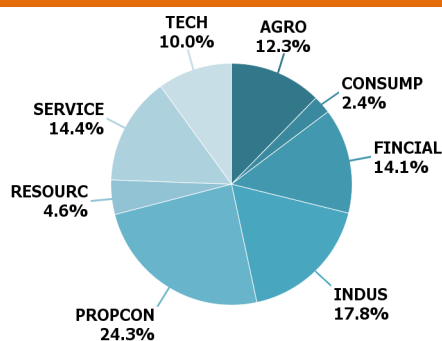
## SET50 Index Industry Breakdown



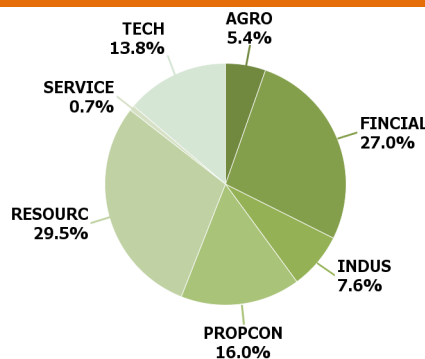
## SET100 Index Industry Breakdown



## sSET Index Industry Breakdown



## SETHD Index Industry Breakdown



## ETF & Futures Linked to SET Index Family

Product	Index/Symbol	1M Total Trading (THB Mil.)	Fund Size (THB Mil.)	Last Price (THB)	Chg YTD(%)
<b>ETF</b>					
SET50	ESET50	1.11	19.82	6.06	-0.33
	TDEX	57.93	2,705.68	11.69	4.28
SET100	TH100	4.85	16	5.33	1.52
SETHD	1DIV	2.28	63.52	13	3.42
Banking Sector	EBANK	2.69	95.66	6.21	-0.48
Commerce Sector	ECOMM	0.58	36.54	9.04	0.56
Energy Sector	ENGY	1.67	106.11	7.08	15.88
	ENY	2.32	106.58	8.26	15.04
Food and Beverage	EFOOD	0.5	18.56	6.12	-9.87
ICT Sector	EICT	1.24	14.48	4.74	-5.58
<b>Futures</b>		<b>(Contracts)</b>	<b>Settlement Price</b>		<b>Chg(%)</b>
S50	S50H18	2,979,720	1,205.1		7.08

For more information visit:

[www.set.or.th/set50](http://www.set.or.th/set50)  
[www.set.or.th/SETHD](http://www.set.or.th/SETHD)  
[www.set.or.th/sSET](http://www.set.or.th/sSET)



or contact us:

[IndexTeam@set.or.th](mailto:IndexTeam@set.or.th)  
 +662 009 9574-5

**Sales-Information Services**  
[Infoproducts@set.or.th](mailto:Infoproducts@set.or.th)  
 +662 009 9621

- SET Index is a composite index. It is a market capitalization-weighted index which represents the price movement for securities trading on the Stock Exchange of Thailand.
- The SET50/100 Index reflects the large-market capitalization index of the Stock Exchange of Thailand, providing a benchmark of investments in the SET. Both indices are calculated based on the stock prices of the top 50 and 100 listed companies on the SET respectively, taking into consideration free float, liquidity and their market capitalization.
- The sSET Index represents the price movement of common stocks apart from constituents in the SET50 Index and SET100 Index, that have constant liquidity and comply with requirements regarding the distribution of shares to minor shareholders.
- The SET High Dividend 30 Index (SETHD) reflects price movements of stocks that have large market capitalization, are consistently traded with high liquidity, and especially have constantly paid high dividend yields.

"SET Index", "SET50 Index", "SET100 Index", "sSET", "SETHD", and all indices (collectively called "SET Index series") are the registered trademarks and/or service mark solely owned by, and proprietary to the Stock Exchange of Thailand. SET Index Series can be used to create a range of index-linked products e.g., tracker funds, structured products, ETF, etc. Such product creation is subject to approval by SET and licensing fee. Please inquire our Information Services Department (Email: [infoproducts@set.or.th](mailto:infoproducts@set.or.th)) for more information.

# SET50 Index Constituents & Weighting

February 2018



Security Symbol	ISIN CODE	Company Name	SET Classification		Weighting *	
			Industry Group	Sector		
PTT	TH0646010007	PTT PUBLIC COMPANY LIMITED	RESOURC	Energy & Utilities	10.80%	
AOT	TH0765010Z08	AIRPORTS OF THAILAND PUBLIC COMPANY LIMITED	SERVICE	Transportation & Logistics	8.35%	
CPALL	TH0737010Y08	CP ALL PUBLIC COMPANY LIMITED	SERVICE	Commerce	5.94%	
SCC	TH0003010Z04	THE SIAM CEMENT PUBLIC COMPANY LIMITED	PROPCON	Construction Materials	4.99%	
ADVANC	TH0268010Z03	ADVANCED INFO SERVICE PUBLIC COMPANY LIMITED	TECH	Information & Communication Technology	4.88%	
KBANK	TH0016010009	KASIKORNBANK PUBLIC COMPANY LIMITED	FINCIAL	Banking	4.77%	
SCB	TH0015010000	THE SIAM COMMERCIAL BANK PUBLIC COMPANY LIMITED	FINCIAL	Banking	4.38%	
PTTEP	TH0355A10Z04	PTT EXPLORATION AND PRODUCTION PUBLIC COMPANY LIMITED	RESOURC	Energy & Utilities	3.41%	
BBL	TH0001010006	BANGKOK BANK PUBLIC COMPANY LIMITED	FINCIAL	Banking	3.31%	
PTTGC	TH1074010006	PTT GLOBAL CHEMICAL PUBLIC COMPANY LIMITED	INDUS	Petrochemicals & Chemicals	3.29%	
CPN	TH0481B10Z00	CENTRAL PATTANA PUBLIC COMPANY LIMITED	PROPCON	Property Development	3.29%	
BDMS	TH0264A10Z04	BANGKOK DUSIT MEDICAL SERVICES PUBLIC COMPANY LIMITED	SERVICE	Health Care Services	2.78%	
IVL	TH1027010004	INDORAMA VENTURES PUBLIC COMPANY LIMITED	INDUS	Petrochemicals & Chemicals	2.40%	
KTB	TH0150010Z03	KRUNG THAI BANK PUBLIC COMPANY LIMITED	FINCIAL	Banking	2.31%	
BJC	TH0002010Z06	BERLI JUCKER PUBLIC COMPANY LIMITED	SERVICE	Commerce	2.27%	
TOP	TH0796010005	THAI OIL PUBLIC COMPANY LIMITED	RESOURC	Energy & Utilities	1.81%	
TRUE	TH0375010Z06	TRUE CORPORATION PUBLIC COMPANY LIMITED	TECH	Information & Communication Technology	1.78%	
CPF	TH0101A10Z01	CHAROEN POKPHAND FOODS PUBLIC COMPANY LIMITED	AGRO	Food & Beverage	1.78%	
MINT	TH0128B10Z09	MINOR INTERNATIONAL PUBLIC COMPANY LIMITED	AGRO	Food & Beverage	1.74%	
EA	TH3545010003	ENERGY ABSOLUTE PUBLIC COMPANY LIMITED	RESOURC	Energy & Utilities	1.68%	
INTUCH	TH0201A10Y01	INTOUCH HOLDINGS PUBLIC COMPANY LIMITED	TECH	Information & Communication Technology	1.55%	
HMPRO	TH0661010007	HOME PRODUCT CENTER PUBLIC COMPANY LIMITED	SERVICE	Commerce	1.45%	
IRPC	TH0471010Y04	IRPC PUBLIC COMPANY LIMITED	RESOURC	Energy & Utilities	1.24%	
BH	TH0168A10Z01	BUMRUNGRAD HOSPITAL PUBLIC COMPANY LIMITED	SERVICE	Health Care Services	1.18%	
TMB	TH0068010Z07	TMB BANK PUBLIC COMPANY LIMITED	FINCIAL	Banking	1.14%	
LH	TH0143010Z08	LAND AND HOUSES PUBLIC COMPANY LIMITED	PROPCON	Property Development	1.08%	
BEM	TH6999010007	BANGKOK EXPRESSWAY AND METRO PUBLIC COMPANY LIMITED	SERVICE	Transportation & Logistics	1.01%	
DTAC	TH0554010Z06	TOTAL ACCESS COMMUNICATION PUBLIC COMPANY LIMITED	TECH	Information & Communication Technology	1.00%	
EGCO	TH0465010005	ELECTRICITY GENERATING PUBLIC COMPANY LIMITED	RESOURC	Energy & Utilities	0.98%	
GPSC	TH6488010005	GLOBAL POWER SYNERGY PUBLIC COMPANY LIMITED	RESOURC	Energy & Utilities	0.93%	
BANPU	TH0148A10Z06	BANPU PUBLIC COMPANY LIMITED	RESOURC	Energy & Utilities	0.86%	
BTS	TH0221A10Z06	BTS GROUP HOLDINGS PUBLIC COMPANY LIMITED	SERVICE	Transportation & Logistics	0.85%	
TU	TH0450010Y08	THAI UNION GROUP PUBLIC COMPANY LIMITED	AGRO	Food & Beverage	0.82%	
MTLS	TH6068010003	MUANGTHAI LEASING PUBLIC COMPANY LIMITED	FINCIAL	Finance & Securities	0.71%	
ROBINS	TH0279010Y01	ROBINSON PUBLIC COMPANY LIMITED	SERVICE	Commerce	0.70%	
CBG	TH6066010005	CARABAO GROUP PUBLIC COMPANY LIMITED	AGRO	Food & Beverage	0.69%	
CENDEL	TH0176B10Z00	CENTRAL PLAZA HOTEL PUBLIC COMPANY LIMITED	SERVICE	Tourism & Leisure	0.68%	
BPP	TH7462010003	BANPU POWER PUBLIC COMPANY LIMITED	RESOURC	Energy & Utilities	0.67%	
SPRC	TH6838010002	STAR PETROLEUM REFINING PUBLIC COMPANY LIMITED	RESOURC	Energy & Utilities	0.64%	
SAWAD	TH5456010Y00	SRISAWAD CORPORATION PUBLIC COMPANY LIMITED	FINCIAL	Finance & Securities	0.61%	
TISCO	TH0999010Z03	TISCO FINANCIAL GROUP PUBLIC COMPANY LIMITED	FINCIAL	Banking	0.61%	
TPIPP	TH7534010007	TPI POLENE POWER PUBLIC COMPANY LIMITED	RESOURC	Energy & Utilities	0.59%	
TCAP	TH0083A10Z03	THANACHART CAPITAL PUBLIC COMPANY LIMITED	FINCIAL	Banking	0.58%	
KKP	TH0121010001	KIATNAKIN BANK PUBLIC COMPANY LIMITED	FINCIAL	Banking	0.58%	
GLOBAL	TH0991010008	SIAM GLOBAL HOUSE PUBLIC COMPANY LIMITED	SERVICE	Commerce	0.56%	
BEAUTY	TH4100010Z04	BEAUTY COMMUNITY PUBLIC COMPANY LIMITED	SERVICE	Commerce	0.54%	
WHA	TH3871010Z01	WHA CORPORATION PUBLIC COMPANY LIMITED	PROPCON	Property Development	0.49%	
BCP	TH0420010Y01	BANGCHAK CORPORATION PUBLIC COMPANY LIMITED	RESOURC	Energy & Utilities	0.48%	
PSH	TH7595010003	PRUKSA HOLDING PUBLIC COMPANY LIMITED	PROPCON	Property Development	0.44%	
KCE	TH0122B10Z05	KCE ELECTRONICS PUBLIC COMPANY LIMITED	TECH	Electronic Components	0.42%	
*Constituents weight as of Dec 2017					<b>Total</b>	<b>100.00%</b>

For more information, please contact Index team: +66(0)20099573-75 or e-mail: [IndexTeam@set.or.th](mailto:IndexTeam@set.or.th)

**Disclaimer**

The Stock Exchange of Thailand (SET) issues this document for providing general information only. While thorough care has been taken in preparing and updating the data to ensure complete, accurate, and reliable information, SET cannot guarantee the validity of the information found here. SET thus cannot be held responsible, obligated, or liable for any kind of inaccuracies, delays, interruptions, errors, or omissions.