

THAILAND
Focus 2021



Accelerating Sustainable Investing in Thai Capital Market

Kongkrapan Intarajang Ph.D.

Chief Executive Officer
PTT Global Chemical Public Company Limited

25th August, 2021



The journey on Our sustainability in action



1st Sustainability Report aligned with
GRI
In PTT Group



2012

New Sustainability Framework aligned with
DJSI



2016

1st Integrated Sustainability Report in
Thailand



2017

1st Upcycling Collection



2018

Circular Economy Principle
Business Sustainability



2019

STEP UP
Dow Jones Sustainability Indices
In collaboration with
CDP
MSCI



2020-2021

Global Leadership Position

Top Ranked in Major Indices
Lead the Industry in Sustainability Actions

2021+

Our corporate strategy

Sustainability is integrated in the business strategy

GC Corporate Direction & Strategy 2022-2030

Vision : To be a Leading Global Chemical Company for Better Living

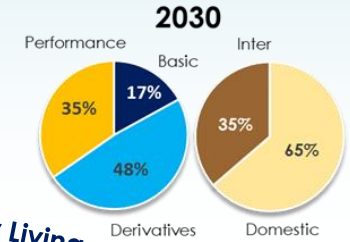


LT Adjusted EBITDA

35% Performance Chemicals and 40% International Business by 2030

Sustainability

Net Zero in 2050
20% GHG Reduction in 2030 *



01

STEP CHANGE

Enhance Competitiveness



Integration & Diversification

Market Focused Business

Modernization

Business Restructuring

02

STEP OUT

Capture New Growth Opportunities & Become Global Player



High Value Business through M&A

GC Second Home Base

New Business & CVC

03

STEP UP

Drive Business Sustainability



Circular Economy

Smart Operating | Responsible Caring | Loop Connecting



Decarbonization

Efficiency-Driven | Portfolio-Driven | Carbon Compensation



TRANSFORMATION

Innovation

Business | Market | Technology

Organization

People | Process | Culture



Digitalization

Smart Operation | Smart Office

FOUNDATION

Governance

Governance, Risk & Compliance | Active Portfolio Management

Financial Management

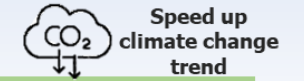
Strengthen performance | Capital Efficiency



*20% GHG Reduction in 2030 from Base Year (2020)

Business Portfolio Framework

Balancing between business & sustainability outcomes



Profitability

Improve quality of business portfolio

EBITDA growth continually



≥ 4% CAGR*

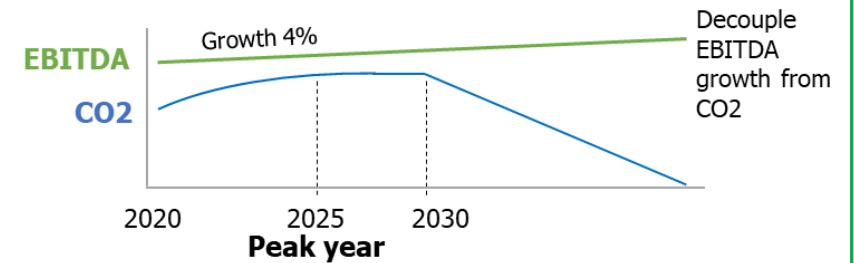


Balancing between business & sustainability outcomes

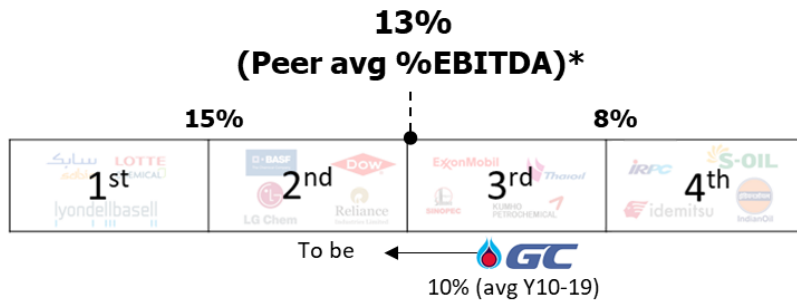
Sustainability

Fulfill sustainability factors in portfolio

Carbon neutral growth (after peak year)



EBITDA Margin : ≥ 13%



*Industrial average Y10-19

Sustainability Criteria for Investment

Comply with law & regulation & policy

- VOC
- Sustainable water
- Solid waste



Initiative prioritization Framework



+ Added Sustainability criteria

The aspiration & commitment

Utilize circular economy and compensation to drive sustainability in action towards net zero emission

