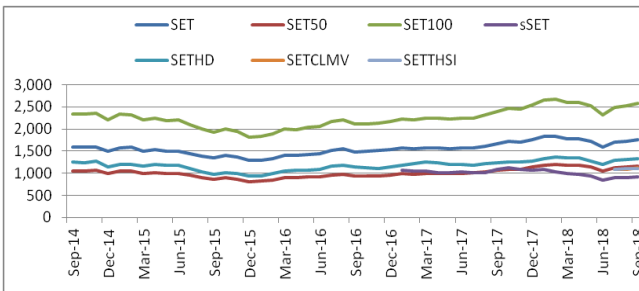


# SET Index Highlight

November 2018

## SET Index Series Performance

Index Name	Index Close	1M (%)	3M (%)	6M (%)	YTD (%)	1Y (%)	2Y (%)	3Y (%)	5Y (%)	10Y (%)	Mkt Cap (THB Mil.)	MoM (%)	Div Yield (%)
SET	1,641.80	-1.64	-4.63	-4.93	-6.38	-3.28	8.71	20.75	19.74	308.57	16,764,232	-1.60	3.05
SET50	1,091.55	-0.99	-4.15	-3.81	-3.84	0.52	15.73	25.55	16.72	290.08	11,473,066	-0.99	3.00
SET100	2,409.21	-1.39	-4.58	-4.51	-5.26	-1.34	13.15	24.22	17.21	306.53	12,884,279	-1.33	3.03
sSET	808.66	-6.07	-10.49	-13.81	-24.69	-25.59	N/A	N/A	N/A	N/A	691,400	-6.07	3.87
SETHD	1,237.17	-1.72	-5.85	-3.50	-2.49	-1.45	11.52	25.69	11.15	N/A	5,435,218	-1.62	4.72
SETCLMV	1,038.33	-2.28	-4.23	N/A	N/A	N/A	N/A	N/A	N/A	N/A			
SETTHSI	1,042.55	-5.22	-1.19	N/A	N/A	N/A	N/A	N/A	N/A	N/A			
SET TRI	10,249.67	-1.56	-4.20	-3.88	-3.63	-0.34	15.58	32.71	40.31	490.41			
SET50 TRI	10,299.31	-0.99	-3.74	-2.82	-1.14	3.45	23.02	38.01	36.82	455.34			
SET100 TRI	3,971.66	-1.39	-4.18	-3.51	-2.58	1.55	20.19	36.40	37.19	479.74			
sSET TRI	860.73	-5.93	-10.23	-13.03	N/A	N/A	N/A	N/A	N/A	N/A			
SETHD TRI	1,703.66	-1.72	-5.15	-1.79	1.65	2.73	21.26	42.42	36.21	N/A			
SETCLMV TRI	1,050.26	-2.28	-3.85	N/A	N/A	N/A	N/A	N/A	N/A	N/A			
SETTHSI TRI	1,055.07	-1.19	-4.81	N/A	N/A	N/A	N/A	N/A	N/A	N/A			



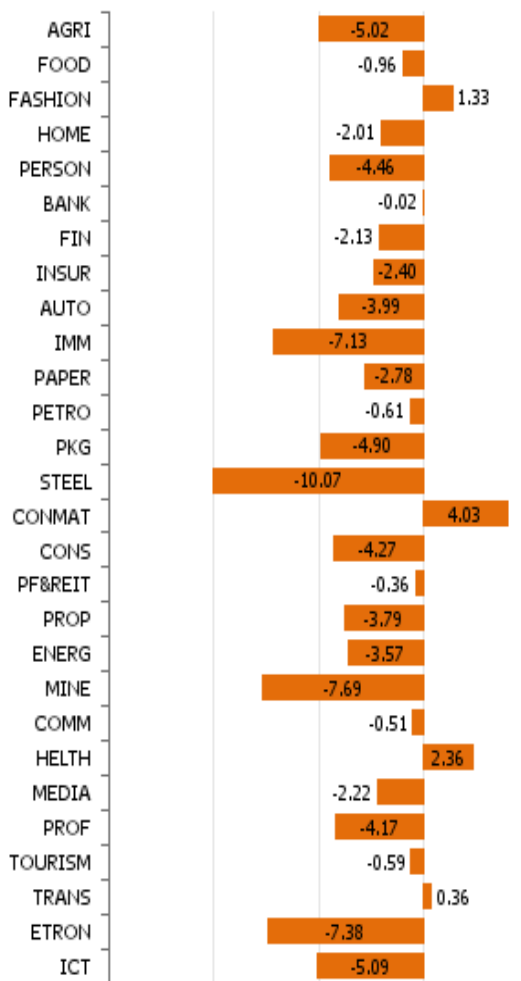
## SET Index Characteristics

	SET50	SET100	sSET	SETHD	SET CLMV	SET THSI
Total	11,473,066	12,884,279	691,400	5,435,218	4,180,198	8,899,737
Average	229,461	128,843	6,065	181,174	134,845	197,772
Largest*	1,406,728	1,406,728	16,280	1,406,728	1,406,727	1,406,727
Smallest*	26,755	10,953	1,750	11,806	4,213	4,4074
Median*	126,810	52,483	4,895	63,047	45,750	87,2378
P/E	14.58	14.68	22.91	10.67	12.54	12.98
P/BV	2.07	2.02	1.28	1.52	1.79	1.81
Dividend Yield	3	3.03	3.87	4.72	3.28	3.49

\*Exclude possible delisting companies

## Sector Index Performance

### Sector Index Performance MoM (%)



Industry Group/Sector	Index Close	Mkt Cap (THB Bil.)	Mkt Cap MoM (%)	Div Yield (%)
<b>AGRO</b>	<b>399.70</b>	<b>1,008.92</b>	<b>-0.96</b>	<b>2.42</b>
AGRI	206.60	71.48	-0.94	1.92
FOOD	11,356.81	937.44	-0.96	2.46
<b>CONSUMP</b>	<b>114.37</b>	<b>111.43</b>	<b>-0.47</b>	<b>3.16</b>
FASHION	746.37	69.45	1.33	2.91
HOME	30.22	19.78	-2.01	4.03
PERSON	264.39	22.20	-4.46	3.20
<b>FINCIAL</b>	<b>197.03</b>	<b>2,827.03</b>	<b>-0.46</b>	<b>2.92</b>
BANK	536.01	2,262.24	-0.02	3.09
FIN	3,723.79	421.16	-2.13	1.80
INSUR	12,061.66	143.63	-2.40	3.47
<b>INDUS</b>	<b>137.70</b>	<b>972.43</b>	<b>-1.92</b>	<b>3.79</b>
AUTO	495.41	79.99	-3.99	4.03
IMM	49.11	20.29	-7.14	4.98
PAPER	2,953.79	6.83	-2.78	2.38
PETRO	1,356.55	749.26	-0.61	3.74
PKG	3,469.98	60.19	-4.90	3.85
STEEL	32.23	55.87	-10.08	3.83
<b>PROPCON</b>	<b>136.77</b>	<b>2,483.63</b>	<b>-0.50</b>	<b>3.57</b>
CONMAT	11,142.46	823.24	4.03	3.83
CONS	94.26	160.09	-4.26	1.62
PF&REIT	204.76	378.23	-0.39	4.01
PROP	298.54	1,122.08	-3.08	3.51
<b>RESOURC</b>	<b>216.24</b>	<b>3,725.32</b>	<b>-3.57</b>	<b>3.82</b>
ENERG	25,568.49	3,860.27	-6.22	3.68
MINE	10.80	2.94	-9.09	11.54
<b>SERVICE</b>	<b>496.39</b>	<b>4,111.64</b>	<b>0.26</b>	<b>1.74</b>
COMM	39,797.95	1,517.38	-0.50	1.86
HEALTH	5,962.06	826.93	2.36	1.43
MEDIA	49.80	206.62	-2.19	1.77
PROF	162.79	6.84	-4.17	1.79
TOURISM	658.32	121.71	-0.59	1.62
TRANS	363.31	1,432.15	0.36	1.80
<b>TECH</b>	<b>157.80</b>	<b>1,488.71</b>	<b>-5.37</b>	<b>4.00</b>
ETRON	1,542.52	174.68	-7.38	3.76
ICT	149.82	1,314.04	-5.09	4.03

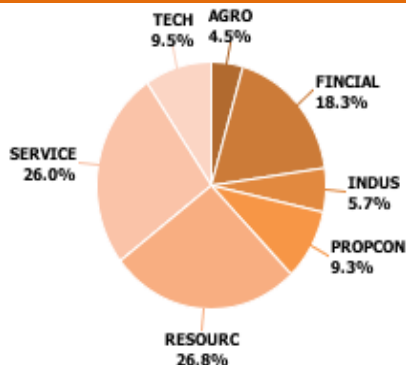
Disclaimer: The Stock Exchange of Thailand (SET) issues this document for providing general information only. While thorough care has been taken in preparing and updating the data to ensure complete, accurate, and reliable information, SET cannot guarantee the validity of the information found here. SET thus cannot be held responsible, obligated, or liable for any kind of inaccuracies, delays, interruptions, errors, or omissions.

# SET Index Highlight

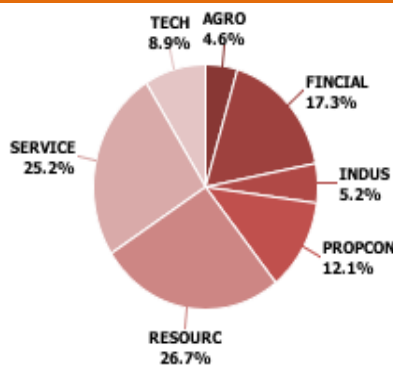
October 2018

Information	SET50 Index	SET100 Index	sSET Index	SETHD Index	SETCLMV Index	SETTHSI Index
<b>Launch Date</b>	17 June 1996	3 May 2005	4 January 2017	4 July 2011	2 Jul 2018	2 Jul 2018
<b>Base Date</b>	16 August 1995	30 April 2005	30 December 2016	30 June 2011	29 June 2018	29 June 2018
<b>Base Value</b>	1,000 Points	1,000 Points	1,000 Points	1,000 Points	1,000 Points	1,000 Points
<b>Constituents</b>	50	100	Not Fixed	30	Not Fixed	Not Fixed
<b>Dissemination</b>	Real-time	Real-time	Real-time	Real-time	Real-time	Real-time
<b>Review</b>	Semi-annually (Jun / Dec)	Semi-annually (Jun / Dec)	Semi-annually (Jun / Dec)	Semi-annually (Jun / Dec)	Semi-annually (Jun / Dec)	Semi-annually (Jun / Dec)
<b>Total Return Index</b>	2 January 2002	3 May 2005	4 January 2017	4 July 2011	2 July 2018	2 July 2018

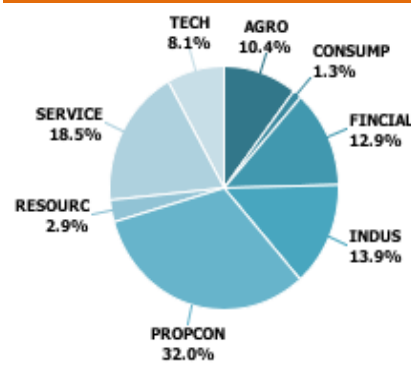
## SET50 Index Industry Breakdown



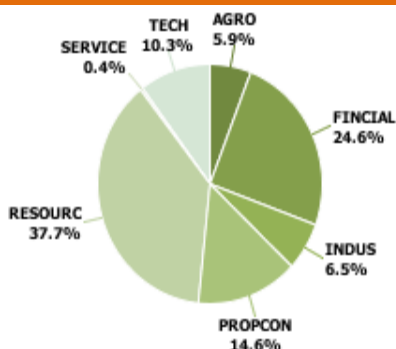
## SET100 Index Industry Breakdown



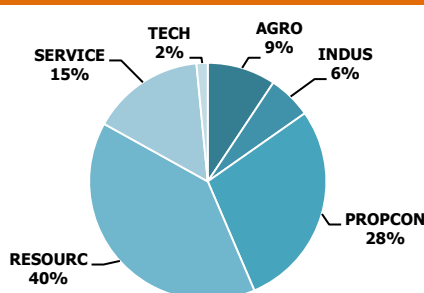
## sSET Index Industry Breakdown



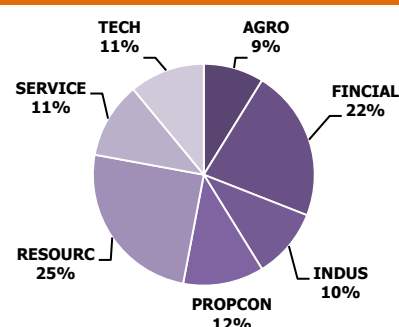
## SETHD Index Industry Breakdown



## SETCLMV Index Industry Breakdown



## SETTHSI Index Industry Breakdown



## ETF & Futures Linked to SET Index Family

Product	Index/Symbol	1M Total Trading (THB Mil.)	Fund Size (THB Mil.)	Last Price (THB)	Chg YTD(%)
ETF	ESET50	0.23	18.24	5.7	-6.25
	TDEX	56.20	2899.83	10.85	-3.21
SET100	TH100	0.08	4.79	4.75	-9.52
	BSET100	46.39	908.58	10.46	-4.39
SETHD	1DIV	4.45	79.62	11.63	-7.48
Banking Sector	EBANK	0.02	92.30	5.76	-7.69
Commerce Sector	ECOMM	0.03	31.89	7.94	-11.68
Energy Sector	ENGY	0.22	93.10	6.2	1.47
	ENY	0.11	96.15	7.32	1.95
Food and Beverage	EFOOD	0.004	16.50	5.56	-18.11
ICT Sector	EICT	0.04	13.38	4.49	-10.56
<b>Futures</b>		<b>(Contracts)</b>	<b>Settlement Price</b>		<b>Chg(%)</b>
S50	S50Z18	3158227	1092.7		-2.903045221

For more information visit:

[www.set.or.th/set50](http://www.set.or.th/set50)  
[www.set.or.th/SETHD](http://www.set.or.th/SETHD)  
[www.set.or.th/sSET](http://www.set.or.th/sSET)



or contact us:

[IndexTeam@set.or.th](mailto:IndexTeam@set.or.th)  
 +662 009 9574-5

Sales-Information Services  
[Infoproducts@set.or.th](mailto:Infoproducts@set.or.th)  
 +662 009 9621

- SET Index is a composite index. It is a market capitalization-weighted index which represents the price movement for securities trading on the Stock Exchange of Thailand.
- The SET50/100 Index reflects the large-market capitalization index of the Stock Exchange of Thailand, providing a benchmark of investments in the SET. Both indices are calculated based on the stock prices of the top 50 and 100 listed companies on the SET respectively, taking into consideration free float, liquidity and their market capitalization.
- The SET High Dividend 30 Index (SETHD) reflects price movements of stocks that have large market capitalization, are consistently traded with high liquidity, and especially have constantly paid high dividend yields.
- sSET Index reflects the price movement of common stocks apart from constituents in the SET50 Index and SET100 Index, that have constant liquidity and comply with requirements regarding the distribution of shares to minor shareholders.
- SETCLMV Index reflects the price of Thai-stocks that generate revenue from Cambodia, Laos, Myanmar, and Vietnam or CLMV countries
- SETTHSI Index reflects the price of the sustainable companies that pass the market capital size and liquidity criteria.

# SET Index Highlight

November 2018



Security Symbol	ISIN CODE	Company Name	SET Classification		Weighting *
			Industry Group	Sector	
PTT	TH0646010Z00	PTT PUBLIC COMPANY LIMITED	RESOURC	Energy & Utilities	12.41%
AOT	TH0765010Z08	AIRPORTS OF THAILAND PUBLIC COMPANY LIMITED	SERVICE	Transportation & Logistics	8.15%
CPALL	TH0737010Y08	CP ALL PUBLIC COMPANY LIMITED	SERVICE	Commerce	5.98%
PTTEP	TH0355A10Z04	PTT EXPLORATION AND PRODUCTION PUBLIC COMPANY LIMITED	RESOURC	Energy & Utilities	5.05%
ADVANC	TH0268010Z03	ADVANCED INFO SERVICE PUBLIC COMPANY LIMITED	TECH	Information & Communication Technology	4.98%
SCC	TH0003010Z04	THE SIAM CEMENT PUBLIC COMPANY LIMITED	PROPCON	Construction Materials	4.50%
KBANK	TH0016010009	KASIKORNBANK PUBLIC COMPANY LIMITED	FINCIAL	Banking	4.20%
SCB	TH0015010000	THE SIAM COMMERCIAL BANK PUBLIC COMPANY LIMITED	FINCIAL	Banking	3.64%
BDMS	TH0264A10Z04	BANGKOK DUSIT MEDICAL SERVICES PUBLIC COMPANY LIMITED	SERVICE	Health Care Services	3.52%
BBL	TH0001010006	BANGKOK BANK PUBLIC COMPANY LIMITED	FINCIAL	Banking	3.38%
PTTGC	TH1074010006	PTT GLOBAL CHEMICAL PUBLIC COMPANY LIMITED	INDUS	Petrochemicals & Chemicals	2.98%
CPN	TH0481B10Z00	CENTRAL PATTANA PUBLIC COMPANY LIMITED	PROPCON	Property Development	2.83%
IVL	TH1027010004	INDORAMA VENTURES PUBLIC COMPANY LIMITED	INDUS	Petrochemicals & Chemicals	2.75%
KTB	TH0150010Z03	KRUNG THAI BANK PUBLIC COMPANY LIMITED	FINCIAL	Banking	2.11%
CPF	TH0101A10Z01	CHAROEN POKPHAND FOODS PUBLIC COMPANY LIMITED	AGRO	Food & Beverage	1.89%
BJC	TH0002010Z06	BERLI JUCKER PUBLIC COMPANY LIMITED	SERVICE	Commerce	1.83%
TRUE	TH0375010Z06	TRUE CORPORATION PUBLIC COMPANY LIMITED	TECH	Information & Communication Technology	1.60%
HMPRO	TH0661010007	HOME PRODUCT CENTER PUBLIC COMPANY LIMITED	SERVICE	Commerce	1.59%
INTUCH	TH0201A10Y01	INTOUCH HOLDINGS PUBLIC COMPANY LIMITED	TECH	Information & Communication Technology	1.55%
TOP	TH0796010005	THAI OIL PUBLIC COMPANY LIMITED	RESOURC	Energy & Utilities	1.44%
MINT	TH0128B10Z09	MINOR INTERNATIONAL PUBLIC COMPANY LIMITED	AGRO	Food & Beverage	1.36%
GLOW	TH0834010009	GLOW ENERGY PUBLIC COMPANY LIMITED	RESOURC	Energy & Utilities	1.25%
LH	TH0143010Z08	LAND AND HOUSES PUBLIC COMPANY LIMITED	PROPCON	Property Development	1.22%
EA	TH3545010003	ENERGY ABSOLUTE PUBLIC COMPANY LIMITED	RESOURC	Energy & Utilities	1.11%
BH	TH0168A10Z01	BUMRUNGRAD HOSPITAL PUBLIC COMPANY LIMITED	SERVICE	Health Care Services	1.10%
IRPC	TH0471010Y04	IRPC PUBLIC COMPANY LIMITED	RESOURC	Energy & Utilities	1.07%
EGCO	TH0465010005	ELECTRICITY GENERATING PUBLIC COMPANY LIMITED	RESOURC	Energy & Utilities	1.07%
BEM	TH6999010007	BANGKOK EXPRESSWAY AND METRO PUBLIC COMPANY LIMITED	SERVICE	Transportation & Logistics	1.03%
BTS	TH0221B10Z05	BTS GROUP HOLDINGS PUBLIC COMPANY LIMITED	SERVICE	Transportation & Logistics	0.94%
GPSC	TH6488010005	GLOBAL POWER SYNERGY PUBLIC COMPANY LIMITED	RESOURC	Energy & Utilities	0.94%
TMB	TH0068010Z07	TMB BANK PUBLIC COMPANY LIMITED	FINCIAL	Banking	0.91%
BANPU	TH0148A10Z06	BANPU PUBLIC COMPANY LIMITED	RESOURC	Energy & Utilities	0.91%
KTC	TH0689010Z00	KRUNGTHAI CARD PUBLIC COMPANY LIMITED	FINCIAL	Finance & Securities	0.82%
DTAC	TH0554010Z06	TOTAL ACCESS COMMUNICATION PUBLIC COMPANY LIMITED	TECH	Information & Communication Technology	0.79%
TOA	TH8193010007	TOA PAINT (THAILAND) PUBLIC COMPANY LIMITED	PROPCON	Construction Materials	0.70%
TU	TH0450010Y08	THAI UNION GROUP PUBLIC COMPANY LIMITED	AGRO	Food & Beverage	0.68%
RATCH	TH0637010008	RATCHABURI ELECTRICITY GENERATING HOLDING PUBLIC CO.,LTD.	RESOURC	Energy & Utilities	0.67%
DELTA	TH0528010Z00	DELTA ELECTRONICS (THAILAND) PUBLIC COMPANY LIMITED	TECH	Electronic Components	0.66%
BPP	TH7462010003	BANPU POWER PUBLIC COMPANY LIMITED	RESOURC	Energy & Utilities	0.64%
MTC	TH6068010Y02	MUANGTHAI CAPITAL PUBLIC COMPANY LIMITED	FINCIAL	Finance & Securities	0.63%
TISCO	TH0999010Z03	TISCO FINANCIAL GROUP PUBLIC COMPANY LIMITED	FINCIAL	Banking	0.61%
GLOBAL	TH0991010008	SIAM GLOBAL HOUSE PUBLIC COMPANY LIMITED	SERVICE	Commerce	0.60%
ROBINS	TH0279010Y01	ROBINSON PUBLIC COMPANY LIMITED	SERVICE	Commerce	0.56%
BGRIM	TH7545010004	B.GRIMM POWER PUBLIC COMPANY LIMITED	RESOURC	Energy & Utilities	0.54%
CENDEL	TH0176B10Z00	CENTRAL PLAZA HOTEL PUBLIC COMPANY LIMITED	SERVICE	Tourism & Leisure	0.53%
KKP	TH0121010001	KIATNAKIN BANK PUBLIC COMPANY LIMITED	FINCIAL	Banking	0.52%
TCAP	TH0083B10Z02	THANACHART CAPITAL PUBLIC COMPANY LIMITED	FINCIAL	Banking	0.51%
SPRC	TH6838010002	STAR PETROLEUM REFINING PUBLIC COMPANY LIMITED	RESOURC	Energy & Utilities	0.51%
CBG	TH6066010005	CARABAO GROUP PUBLIC COMPANY LIMITED	AGRO	Food & Beverage	0.43%
BEAUTY	TH4100010Z04	BEAUTY COMMUNITY PUBLIC COMPANY LIMITED	SERVICE	Commerce	0.33%

\*Constituents weight as of Jun 2018

**Total** 100.00 %

For more information, please contact Index team: +66(0)20099573-75 or e-mail: IndexTeam@set.or.th

Disclaimer: The Stock Exchange of Thailand (SET) issues this document for providing general information only. While thorough care has been taken in preparing and updating the data to ensure complete, accurate, and reliable information, SET cannot guarantee the validity of the information found here. SET thus cannot be held responsible, obligated, or liable for any kind of inaccuracies, delays, interruptions, errors, or omissions.