

## SET's current market situation

As of Jan 31, 2019

For any information please contact Research Department

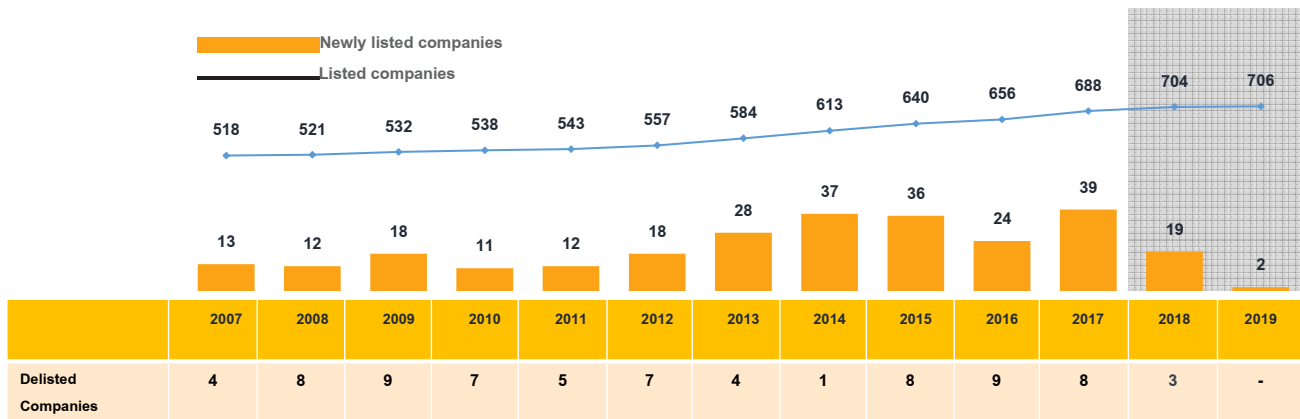
Tel: 02 009 9513

Email: ResearchDepartment@set.or.th

As of January 2019, 706 companies were listed on SET and mai. YTD, there are 2 new listed companies on SET and mai and there are have no delisted companies.



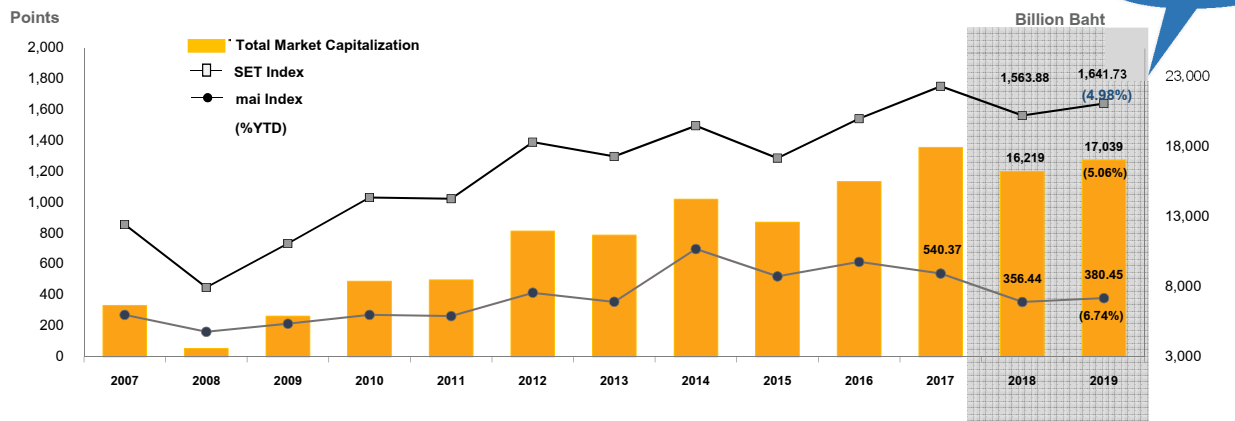
**Number of listed companies (SET and mai) and newly listed companies**



As of Jan 2019, The SET and mai have a total of market capitalization of THB 17.04 trillion, increased by 5.06% from end 2018.



### Market Capitalization and Index (End period value)



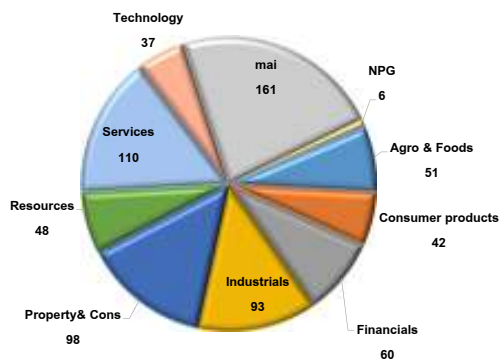
Source: SETSMART; Data as of Jan 31, 2019

Note: listed companies include both SET & mai

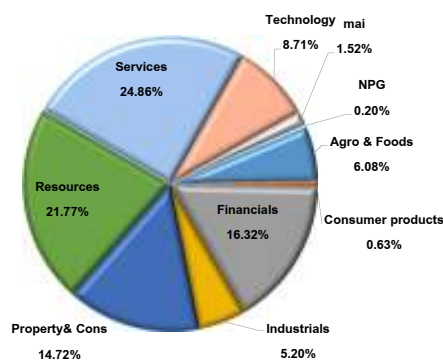
As of Jan 2019, 63% of total market capitalization was concentrated in Services, Resources and Financial industry.



Total number of listed companies = 706 companies \*



Total Market Cap = 17,039 billion baht\*\*\*



Source: SETSMART and SET website, Data as of Jan 31, 2019

Note: listed companies include both SET & mai.

\* Excluding property funds, REITs and Infrastructure Funds

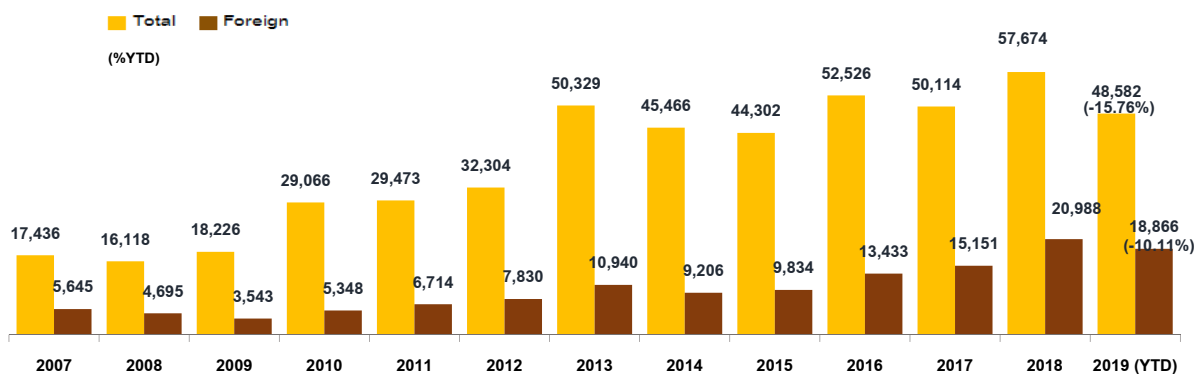
\*\* Other Instruments include other types of securities, except common stock.

\*\*\* Excluding market capitalization of Non-performing group (NPGs), Preferred Stock and Warrants, Infrastructure Funds.

The average daily security trading in SET and mai in Jan 2019 was at 48,582 million baht, dropped by 15.76% from 2018 while foreign average daily trading was at 18,866 million baht, dropped by 10.11%.



### Average daily turnover (THB million)

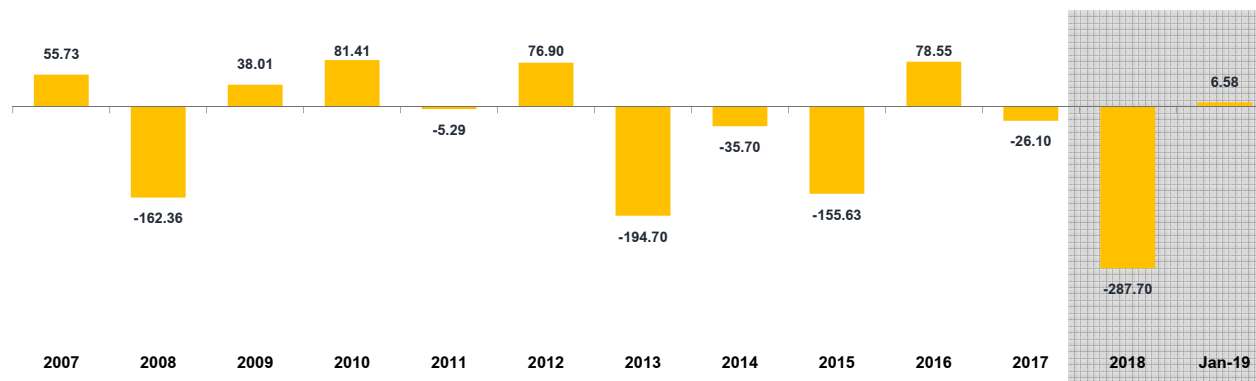


Source: SETSMART; Data as of Jan 31, 2019  
 Note: listed companies include both SET & mai

Foreign investors are net buyers with 6,580.59 million baht on SET and mai in Jan 2019.



### Foreign net buy (THB billion)

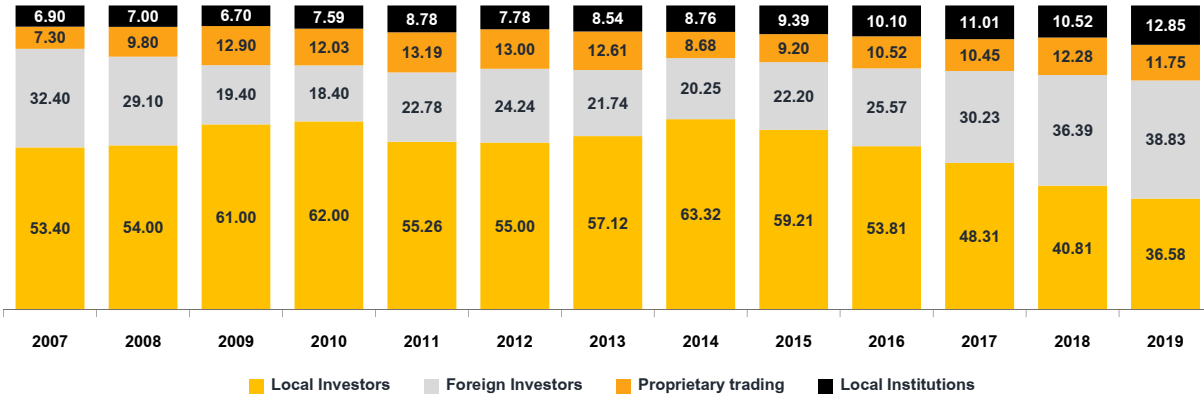


Source: SETSMART; Data as of Jan 31, 2019  
 Note: listed companies include both SET & mai

Foreign investors have significant role in trading activities with the highest proportion of trading value in Jan 2019 while trading proportion of local investors dropped to 36.58%.



Transactions by investor type (%)

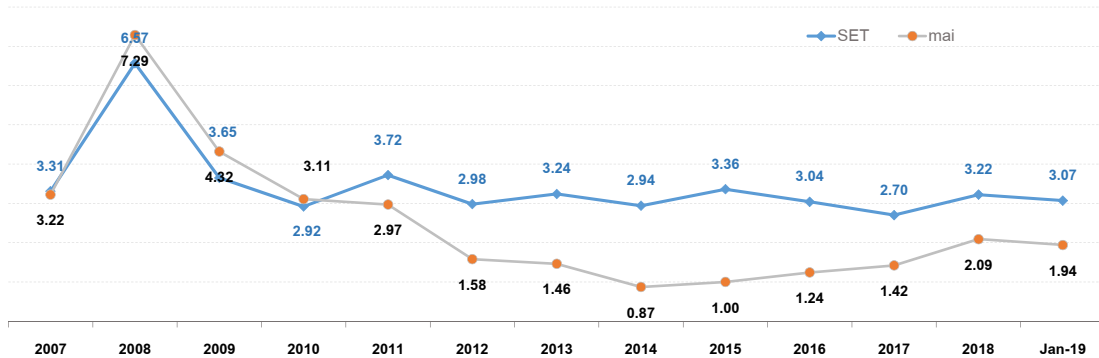


Source: SETSMART; Data as of Jan 31, 2019  
 Note: listed companies include both SET & mai

At the end of January 2019, dividend yield ratio of SET and mai dropped from last month to 3.07% and 1.94% respectively.



Market dividend yield at the end of period (%)

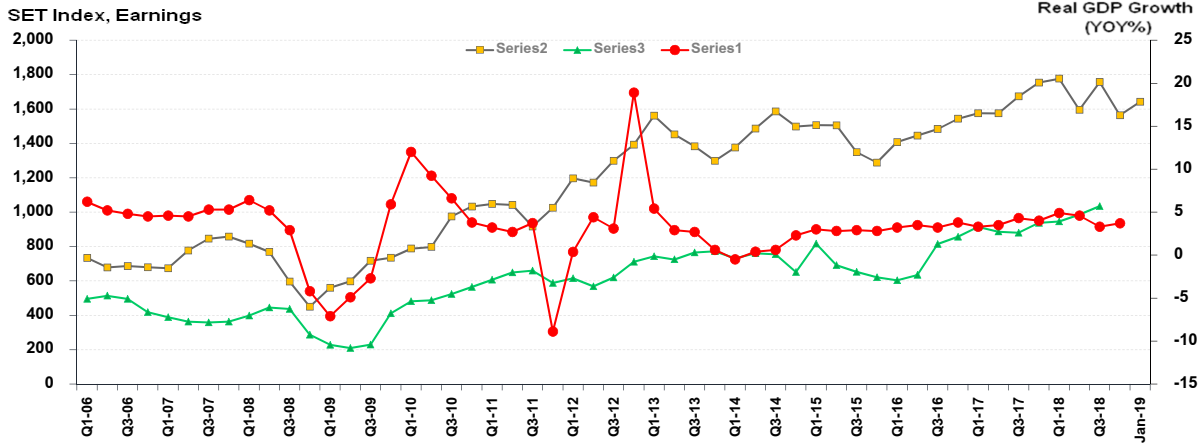


Source: SETSMART; Data as of Jan 31, 2019  
 Note: listed companies include both SET & mai

Accumulated net profit of Q3/2018 up by 17.5% from Q3/2017 while Q4/2018's GDP growth of Thailand was at 3.7%. SET Index as of Jan 2019 increased by 5.0% from December 2018.



SET Index, Earning and GDP



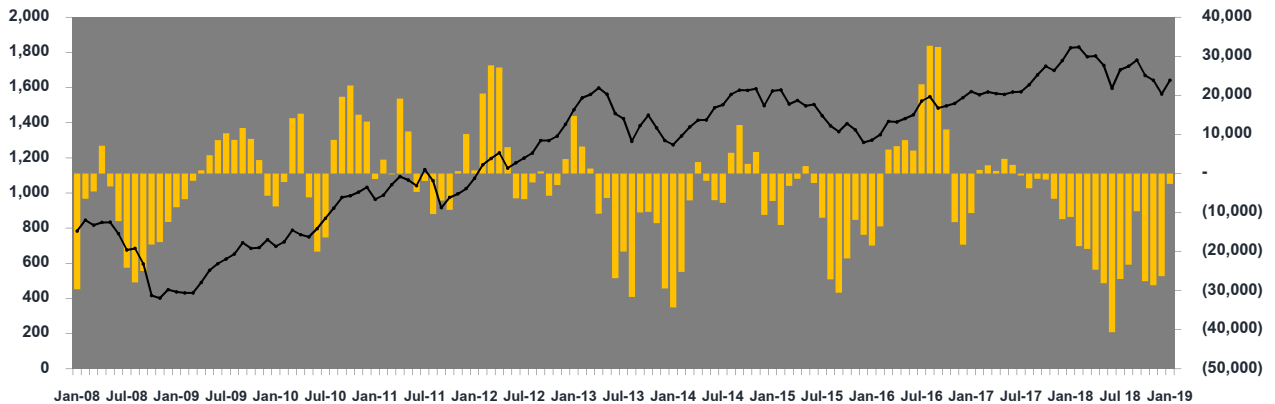
Source: SETSMART and NESDB; Data as of Jan 31, 2019

Note: Net profits accumulated from last 4 quarters. (Excludes real estate funds)

At of Jan 2019, the SET Index closed at 1,641.73 points, increased from 1,563.88 points as of Dec 2018. 3-month moving average of foreign net trading were net sellers of 7,975.49 million baht.



Foreign net buy and SET Index



Source: SETSMART; Data as of Jan 31, 2019

Note: 3mma = 3 month moving average of foreign net trading position Includes both SET & mai



The Stock Exchange of Thailand

YOU   
**GROW**   
WE GROOM 

[www.set.or.th](http://www.set.or.th)