



The Stock Exchange of Thailand

# SET's current market situation

As of January, 2018

For any information please contact Research Department

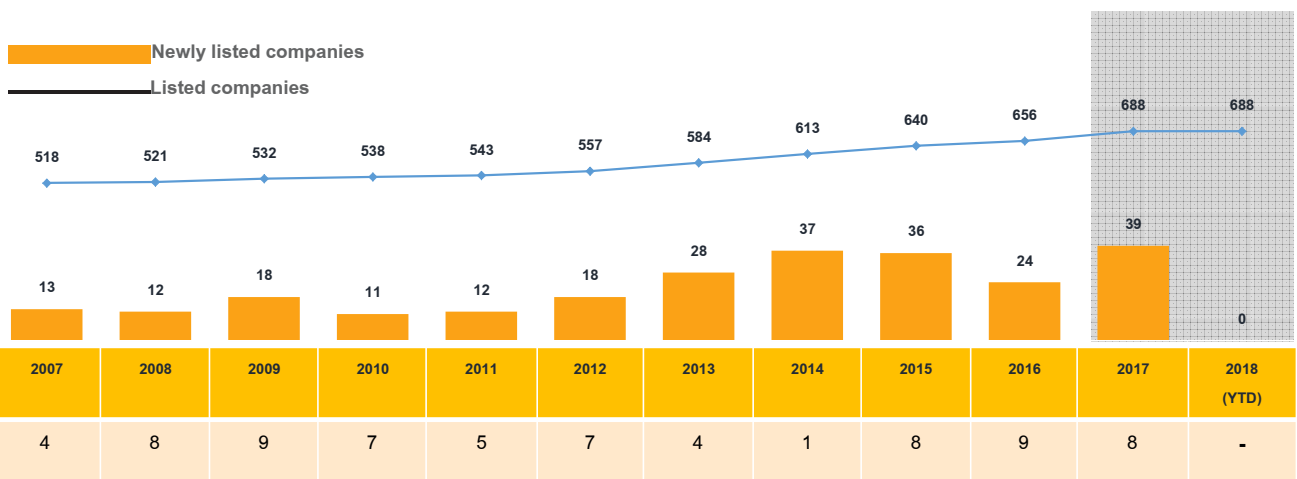
Tel: 02 009 9513

Email: [ResearchDepartment@set.or.th](mailto:ResearchDepartment@set.or.th)

At the end of January 2018, 688 companies were listed on SET and mai. There are no new listed companies and delisted companies in this month.



Number of listed companies (SET and mai) and newly listed companies



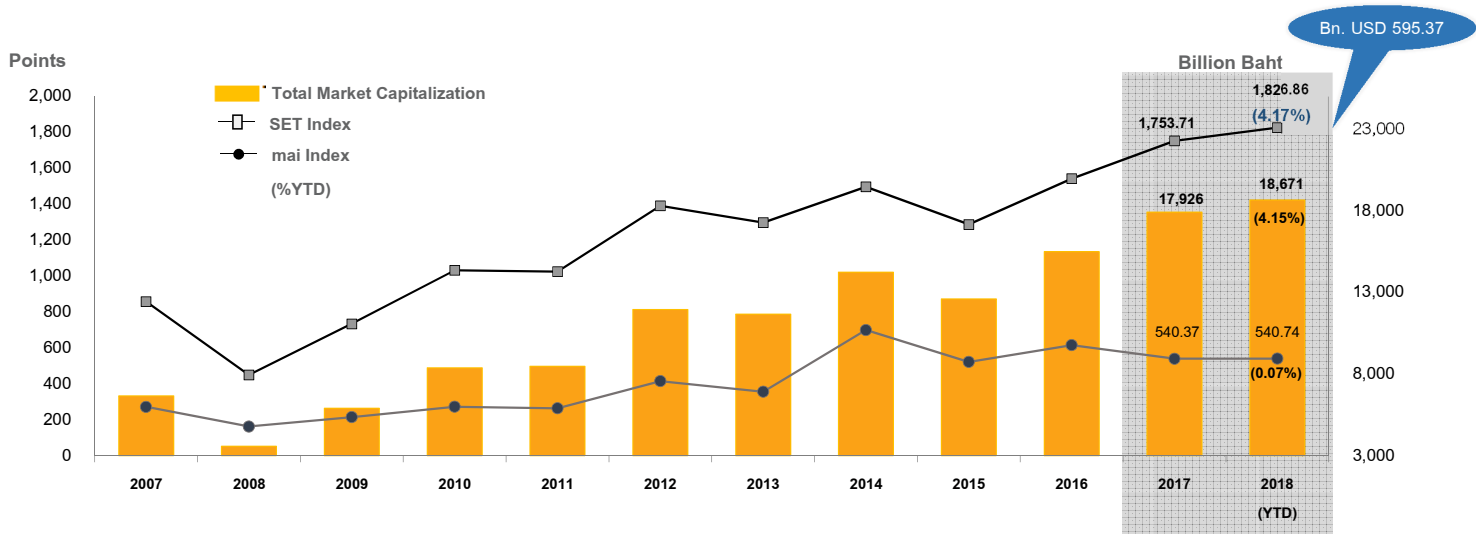
Source: SETSMART; Data as of Jan 31, 2018

Note: Excluding property fund, real estate investment trusts (REITs).

At the end of January 2018, The SET and mai have a total of market capitalization of THB 18.67 trillion, up 4.15% from end 2017, largely driven by the increase in stock prices (SET Index increased 4.17%).



Market Capitalization and Index (End period value)



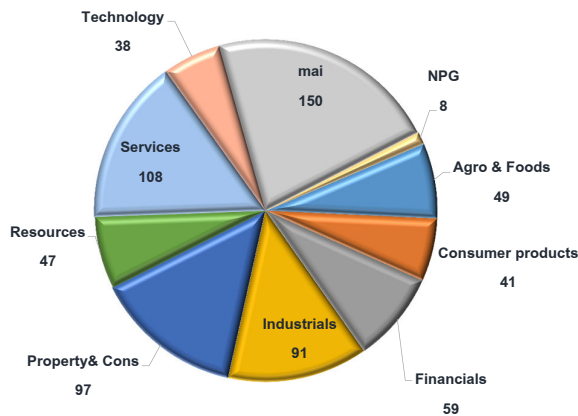
Source: SETSMART; Data as of Jan 31, 2018

Note: listed companies include both SET & mai

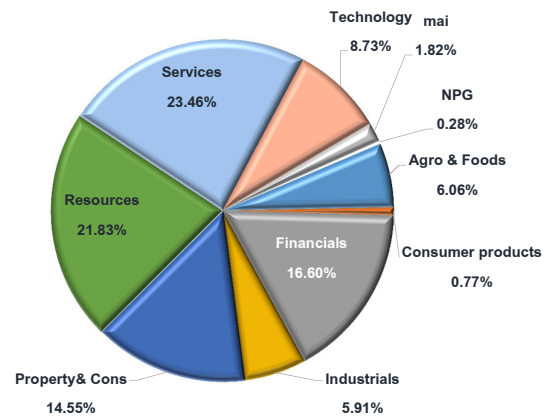
At the end of January 2018, 62% of total market capitalization was concentrated in Services, Resources and Financials industry.



Total number of listed companies = 688 companies \*



Total Market Cap = 18,671 billion baht\*\*\*



Source: SETSMART and SET website, Data as of Jan 31, 2018

Note: listed companies include both SET & mai.

\* Excluding property funds, REITs and Infrastructure Funds

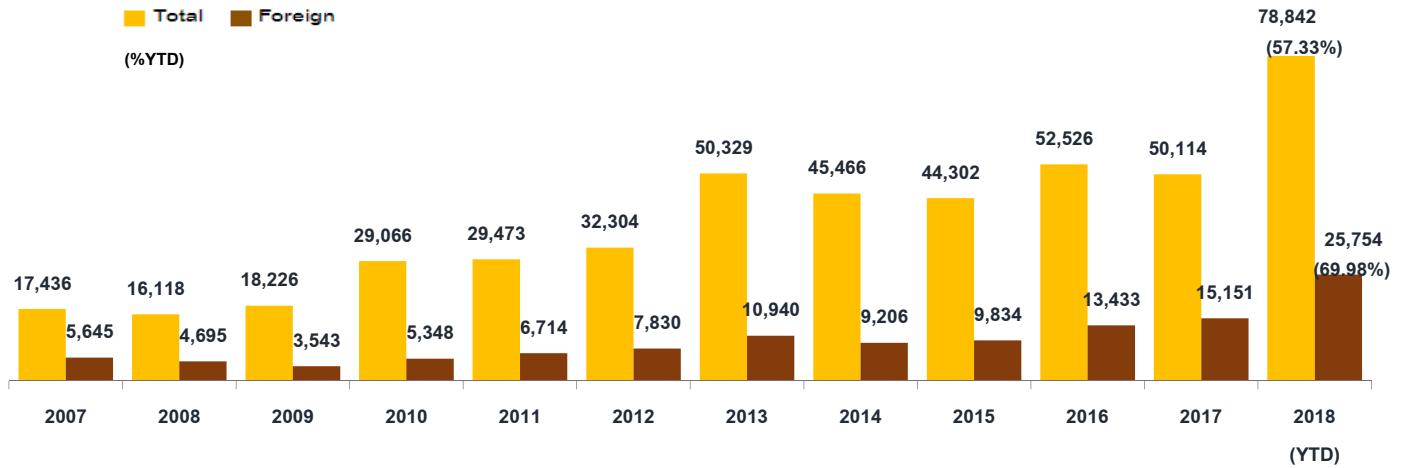
\*\* Other Instruments include other types of securities, except common stock.

\*\*\* Excluding market capitalization of Non-performing group (NPGs), Preferred Stock and Warrants, Infrastructure Funds.

In January 2018, the average daily security trading in SET and mai was at 78,842 million baht, up by 57.33% from 2017 while foreign average daily trading was at 25,754 million baht, up by 69.98%.



**Average daily turnover (THB million)**



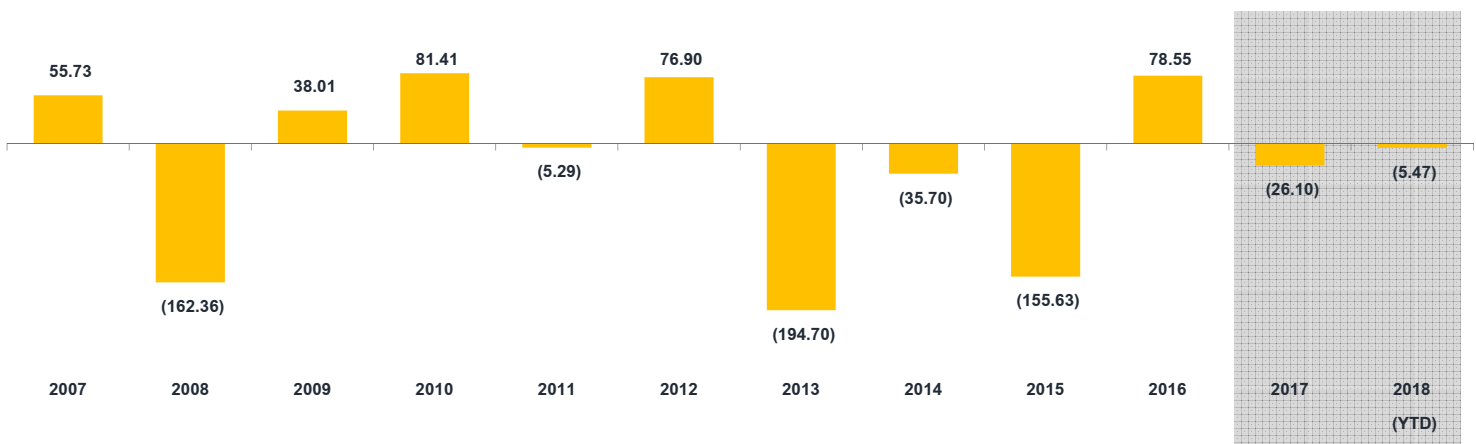
Source: SETSMART; Data as of Jan 31, 2018

Note: listed companies include both SET & mai

**Foreign investors net sold 5,468 million baht in SET and mai in January 2018**



**Foreign net buy (THB billion)**



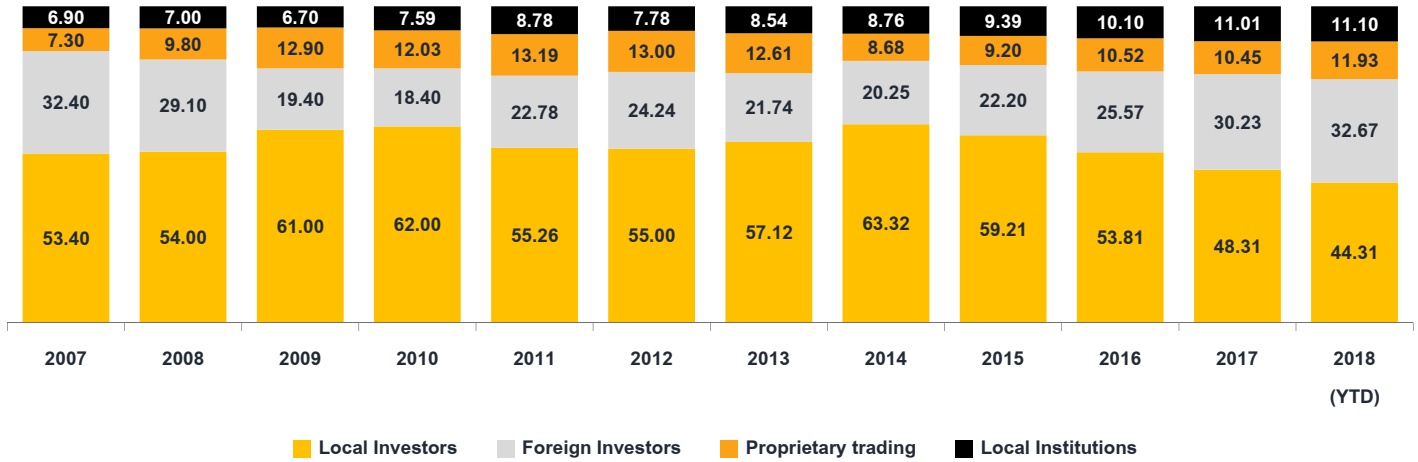
Source: SETSMART; Data as of Jan 31, 2018

Note: listed companies include both SET & mai

Local investors still have the highest proportion of trading value in January 2018 but there is lower proportion from last year while trading value proportion of foreign have significant increased to 32.67%.



Transactions by investor type (%)

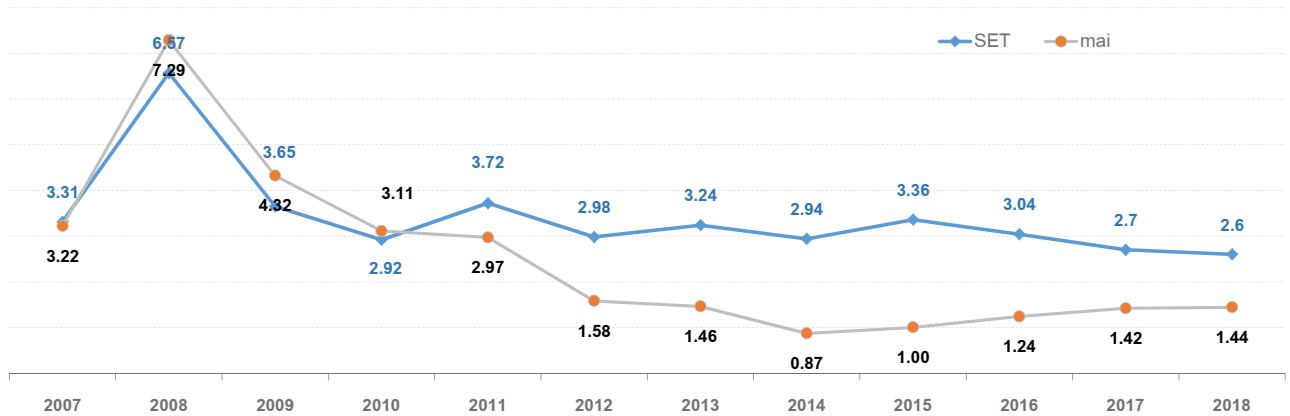


Source: SETSMART; Data as of Jan 31, 2018  
 Note: listed companies include both SET & mai

At the end of January 2018, dividend yield ratio of SET significant decreased from last year to 2.60% while mai' s was at 1.44% up from last year.



Market dividend yield at the end of period (%)

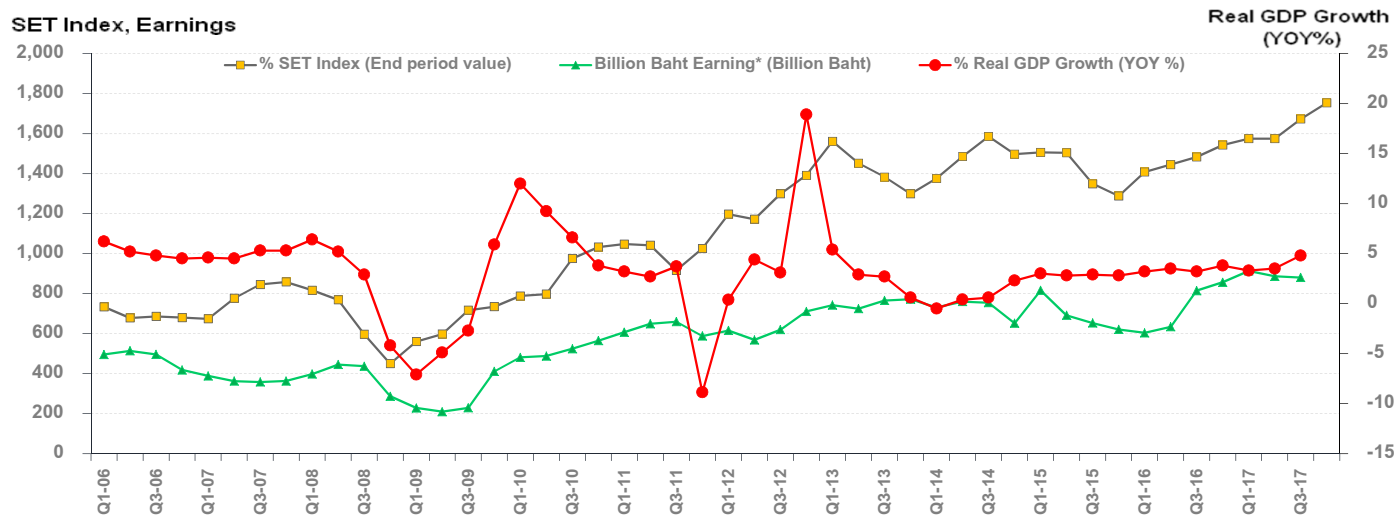


Source: SETSMART; Data as of Jan 31, 2018  
 Note: listed companies include both SET & mai

As at the end of Q3/2017, accumulated net profit slightly dropped from Q2/2560 while GDP growth of Thailand in the third quarter of this year up to 4.8%. However SET Index up by 4.17% from December 2017.



### SET Index, Earning and GDP



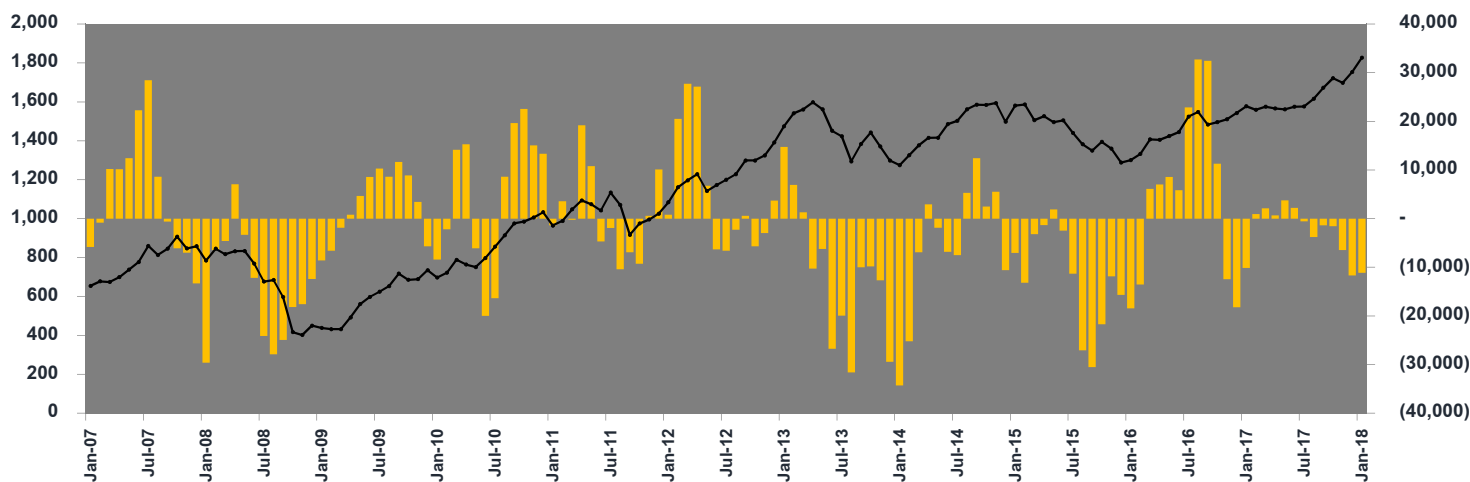
Source: SETSMART and NESDB; Data as of Jan 31, 2018

Note: Net profits accumulated from last 4 quarters. (Excludes real estate funds)

At the end of January 2018, the SET Index closed at 1,826.86 points, up from 1,753.71 points in December 2017. 3-month moving average of foreign net trading were net sellers of 11,133 million baht.



### Foreign net buy and SET Index



Source: SETSMART; Data as of Jan 31, 2018

Note: 3mma = 3 month moving average of foreign net trading position Includes both SET & mai



The Stock Exchange of Thailand

YOU   
**GROW**   
WE GROOM 

[www.set.or.th](http://www.set.or.th)